



OFFICIAL NOTICE AND AGENDA

Notice is hereby given that the City of Stoughton Utilities Committee will hold a regular meeting on the date and at the time and location given below.

Meeting of: **CITY OF STOUGHTON UTILITIES COMMITTEE**
Date/Time: Monday, December 20, 2021 at 5:00 p.m.
Location: Online Attendance: [GoToMeeting ID 604-644-797](#).
Members: Citizen Member David Erdman (Chair), Alderperson Ben Heili, Alderperson Regina Hirsch, Citizen Member John Kallas (Vice-Chair), Mayor Tim Swadley, Citizen Member Dustin Thoren, Alderperson Rachel Venegas

AGENDA:

CALL TO ORDER

CONSENT AGENDA

(All items are considered routine and will be enacted upon by one motion. There will be no separate discussion of these items unless a Stoughton Utilities Committee member so requests, in which event the item will be removed from the consent agenda and be considered on the regular agenda.)

- a. Draft Minutes of the September 20, 2021 Regular Utilities Committee Meeting
- b. Draft Minutes of the December 13, 2021 Regular Utilities Committee Meeting
- c. Stoughton Utilities September Payments Due List Report
- d. Stoughton Utilities October Payments Due List Report
- e. Stoughton Utilities November Payments Due List Report
- f. Stoughton Utilities August Financial Summary
- g. Stoughton Utilities September Financial Summary
- h. Stoughton Utilities October Financial Summary
- i. Stoughton Utilities Statistical Report
- j. Stoughton Utilities Activities Report
- k. Communications

OLD BUSINESS

1. Status of the Utilities Committee Recommendation(s) to the Stoughton Common Council **(Discussion)**
2. Final Status Update: Lead Service Line Replacement Programs **(Discussion)**

NEW BUSINESS

3. Stoughton Utilities Proposed 2022 Budget and Five Year (2022 – 2026) Capital Improvement Projects (CIP) Plan **(Action)**
4. Authorizing the Partial Release (From 12' to 10') of a Platted Public Utility Easement on Lot 157 of Nordic Ridge Plat, recorded as Document No. 4613105, Dane County Registry **(Action)**
5. 2021 Public Power Week Community Outreach Event Summary **(Discussion)**
6. Utilities Committee Future Agenda Item(s) **(Discussion)**

ADJOURNMENT

Notices Sent To:

Stoughton Utilities Committee Members
Stoughton Utilities Director Jill M. Weiss, P.E.
Stoughton Utilities Assistant Director Brian Hoops
Stoughton Utilities Finance Manager Shannon Statz

cc: Stoughton City Attorney Matthew Dregne
Stoughton Common Council Members
Stoughton City Clerk Candee Christen
Stoughton Leadership Team
Stoughton Utilities Electric System Supervisor Bryce Sime
Stoughton Utilities Operations Superintendent Sean Grady
Stoughton Utilities Water System Supervisor Kent Thompson
Stoughton Utilities Wastewater System Supervisor Brian Erickson
Stoughton Utilities WPPI Energy Services Manager Amy Wanek
Unified Newspaper Group – Stoughton Courier Hub

CONNECTION INSTRUCTIONS: Please join the meeting from your computer, tablet or smartphone using the following URL:

<https://global.gotomeeting.com/join/604644797>

You can also dial in using your phone at (312) 757-3121 using access code: 604-644-797.

ATTENTION COMMITTEE MEMBERS: Two-thirds of members are needed for a quorum. The committee may only conduct business when a quorum is present. If you are unable to attend the meeting, please contact Brian Hoops via telephone at (608) 877-7412, or via email at BHoops@stoughtonutilities.com.

It is possible that members of, and possibly a quorum of members of other committees of the Common Council of the City of Stoughton may be in attendance at this meeting to gather information. No action will be taken by any such group(s) at this meeting other than the Stoughton Utilities Committee consisting of the members listed above. An expanded meeting may constitute a quorum of the Common Council.

Upon reasonable notice, efforts will be made to accommodate the needs of individuals through appropriate aids and services. For information, or to request such assistance, please contact Stoughton Utilities at (608) 873-3379.

Current and past Stoughton Utilities Committee documents, including meeting notices, meeting packets, and meeting minutes, are available for public download at stoughtonutilities.com/uc.

DRAFT STOUGHTON UTILITIES COMMITTEE REGULAR MEETING MINUTES

Monday, September 20, 2021 – 5:30 p.m.

Stoughton, WI

Page No. 1

Location: Online Attendance: GoToMeeting ID 532-275-957

Members Present: Citizen Member David Erdman (Chair), Alderperson Ben Heili, Alderperson Regina Hirsch, Citizen Member John Kallas (Vice-Chair), Mayor Tim Swadley, Citizen Member Dustin Thoren, Alderperson Rachel Venegas

Excused: None

Absent: None

Others Present: Director of Finance & Comptroller Jamin Friedl, Stoughton Utilities Assistant Director Brian Hoops, Stoughton Utilities Director Jill Weiss

Call to Order: Chairperson Erdman called the regular Stoughton Utilities Committee Meeting to order at 5:30 p.m.

Utilities Committee Consent Agenda: Stoughton Utilities staff presented and discussed the Stoughton Utilities Committee consent agenda items.

Staff highlighted the updated Choose Renewable pricing that went into effect on September 1, and noted that Stoughton Utilities has increased their block purchases to offset 100% of the power purchased by the utility for all electric, water, and wastewater operations. The utility previously offset approximately 63% of its power, and with the new pricing the increase to 100% came with a cost savings of over \$1,400 per year.

Motion by Kallas, the motion seconded by Thoren, to approve the following consent agenda items as presented:

- a. Draft Minutes of the August 16, 2021 Regular Utilities Committee Meeting
- b. Stoughton Utilities August Payments Due List Report
- c. Stoughton Utilities July Financial Summary
- d. Stoughton Utilities July Statistical Report
- e. Stoughton Utilities August Activities Report
- f. Communications

The motion carried unanimously 6 to 0.

Status of the Utilities Committee recommendation(s) to the Stoughton Common Council: Stoughton Utilities staff presented and discussed the following items from the Stoughton Utilities Committee that were approved and/or placed on file by the Stoughton Common Council:

Consent Agenda:

1. Minutes of the July 26, 2021 Regular Utilities Committee Meeting
2. Stoughton Utilities July Payments Due List Report
3. Stoughton Utilities June Financial Summary
4. Stoughton Utilities June Statistical Report

Business:

1. Use of American Rescue Plan Act Funds Received by the City of Stoughton to Fund the Replacement of Privately-Owned Lead Service Lines (Private LSL) and Other Costs Associated with Private LSL Replacements Not Reimbursed by the DNR Grant

Discussion followed.

DRAFT STOUGHTON UTILITIES COMMITTEE REGULAR MEETING MINUTES

Monday, September 20, 2021 – 5:30 p.m.

Stoughton, WI

Page No. 2

Mayor Swadley joined the meeting at 5:35 p.m.

Status Update: Lead Service Line Replacement Program: Stoughton Utilities staff presented and discussed recent efforts that have occurred as part of the ongoing 2021 citywide lead service line replacement project of public and privately-owned lead service lines. Staff informed the committee that lead service lines have been replaced at approximately 80% of the addresses with lead service lines. The goal remains to be 100% lead free as of the end of the year.

Staff informed the committee that the contractor has stated they are on pace for an October completion, ahead of the November 15 substantial completion and December 15 final completion deadlines. Staff will be submitting the final remaining addresses to the contractor this week, including the non-residential properties that were just approved for ARPA funding. Staff provided information on pending pay requests and grant reimbursement applications, ongoing restoration efforts, and restoration plans as we plan for the autumn and winter months. Discussion followed.

Updates regarding the ongoing construction project will be posted to stoughtonutilities.com/lead and stoughtonutilities.com/construction as they are made available by the contractor.

Funding of Private Lead Service Line Replacements Completed by Property Owners in 2019: Stoughton Utilities staff informed the committee that a request had been raised at the September 1, 2021 meeting of the Stoughton Committee of the Whole to have the Stoughton Utilities Committee explore the possibility of reimbursing property owners who replaced their privately-owned lead service line in 2019 and paid for the replacement out of pocket.

Staff reminded the committee that the section of the water service lateral from the curb stop valve located in the public right of way to the water meter located inside the dwelling is privately-owned, and the individual property owners are responsible for the costs associated with installation and maintenance. Staff also reminded the committee that as a regulated public utility, Stoughton Utilities is currently prohibited by the Wisconsin Public Service Commission from using funds collected through utility rates to perform work on private property. Further, the funding grant awarded by the Wisconsin Department of Natural Resources does not allow for the reimbursement of costs associated with private service line replacements that occurred prior to 2020 and that were not included in the grant application. Discussion followed.

The consensus of the committee was to not fund replacements that occurred prior to 2020, whether using utility or ARPA funding. The committee directed staff to provide a verbal report of the discussion and the committee's consensus to the Stoughton Finance Committee when the topic is included on their agenda.

Wastewater Treatment Facility and Sanitary Sewer Collection System 2020 Compliance Maintenance Annual Report (CMAR) – DNR Responses: Stoughton Utilities staff presented an update to our annual CMAR filing, which was approved by the Utilities Committee and Common Council in June. The Wisconsin Department of Natural Resources (DNR) has received and approved our filing, providing favorable comments, and no further action is needed until the 2021 CMAR filing to occur in June 2022. Discussion followed.

Stoughton Utilities Staffing: Stoughton Utilities staff presented the current organizational chart and discussed recent recruitment and hiring efforts, including the onboarding of a Journeyman Lineman and two Apprentice Lineworkers in the Electric System Division, and a recently accepted offer of employment to another Journeyman Lineman. Also discussed was the status of the Utilities Finance Director vacancy and ongoing recruitment and advertising for the position. Staff also informed the committee that strategic planning efforts continue, and staff is looking at retention and recruitment strategies, organizational restructuring, updates to current position

DRAFT STOUGHTON UTILITIES COMMITTEE REGULAR MEETING MINUTES

Monday, September 20, 2021 – 5:30 p.m.

Stoughton, WI

Page No. 3

descriptions, and the staffing needs of the utility moving forward. Staff discussed preliminary budgetary figures that are planned to be presented to the committee in October as part of the 2022 Stoughton Utilities operating budget.

Citizen Member John Kallas left the meeting at 6:00 p.m.

Utilities Committee Future Agenda Items: Stoughton Utilities staff informed the committee that upcoming meeting topics include updates on the status of the lead service line replacement program, the 2022 Stoughton Utilities operating budget, the 2022-26 Capital Improvement Plan (CIP), and potential modifications to the ordinance related to the mandatory replacement of lead service lines and how customers are noticed and costs are recovered. Alderperson Venegas requested an item to discuss the promotion of the Choose Renewable program. Mayor Swadley discussed the new Sustainability Committee and presentations being made by city departments. Discussion followed.

Adjournment: Being no further business before the committee, the Chair adjourned the regular Stoughton Utilities Committee Meeting at 6:10 p.m.

Respectfully submitted

Brian R. Hoops
Stoughton Utilities Assistant Director

DRAFT STOUGHTON UTILITIES COMMITTEE REGULAR MEETING MINUTES

Monday, December 13, 2021 – 5:30 p.m.

Stoughton, WI

Page No. 1

Location: Online Attendance: GoToMeeting ID 966-862-917

Members Present: Citizen Member David Erdman (Chair), Alderperson Ben Heili, Alderperson Regina Hirsch, Mayor Tim Swadley

Excused: Citizen Member John Kallas (Vice-Chair)

Absent: Citizen Member Dustin Thoren, Alderperson Rachel Venegas

Others Present: Stoughton Utilities Assistant Director Brian Hoops, Stoughton Utilities Finance Manager Shannon Statz, WPPI Energy Services Manager Amy Wanek, Stoughton Utilities Director Jill Weiss

Call to Order: Chairperson Erdman cancelled the regular Stoughton Utilities Committee Meeting at 5:50 p.m. due to a lack of quorum.

Respectfully submitted

Brian R. Hoops
Stoughton Utilities Assistant Director

DRAFT

Date: Tuesday, October 05, 2021
 Time: 12:34PM
 User: SGUNSOLUS

Stoughton Utilities
Check Register Summary - Standard

Page: 2 of 8
 Report: 03699W.rpt
 Company: 7430

Period: - As of: 10/5/2021

Check Nbr	Type	Date	Amount Paid	Vendor ID / Name	Description
002256	HC	9/30/2021	670.48	002 Employee Benefits Corp - Ach	EBC - Sept Ach/EBC - Sept Ach/EBC - Sept Ach/EBC - Sept Ach/EBC - Sept Ach/EBC - Sept Ach/EBC - Sept Ach/EBC - Sept Ach
002257	HC	9/30/2021	2,202.68	001 Delta Dental - Ach	Delta Dental - Sept Ach/Delta Dental - Sept Ach/Delta Dental - Sept Ach/Delta Dental - Sept Ach/Delta Dental - Sept Ach/Delta Dental - Sept Ach
002258	HC	9/30/2021	54.11	856 GORDON FLESCH COMPANY, INC.	Gordon Flesch-Sept Ach/Gordon Flesch-Sept Ach/Gordon Flesch-Sept Ach/Gordon Flesch-Sept Ach/Gordon Flesch-Sept Ach/Gordon Flesch-Sept Ach
002259	HC	9/30/2021	465.51	007 TDS Metrocom - Ach	TDS Metrocom - Sept Ach/TDS Metrocom - Sept Ach/TDS Metrocom - Sept Ach/TDS Metrocom - Sept Ach/TDS Metrocom - Sept Ach/TDS Metrocom - Sept Ach
002260	HC	9/30/2021	1,156.65	004 Us Cellular - Ach	Us Cellular - Sept Ach/Us Cellular - Sept Ach/Us Cellular - Sept Ach/Us Cellular - Sept Ach/Us Cellular - Sept Ach/Us Cellular - Sept Ach
002261	HC	9/30/2021	274.26	952 AT&T	AT&T - Sept Ach/AT&T - Sept Ach/AT&T - Sept Ach/AT&T - Sept Ach
002262	HC	9/30/2021	14,298.79	020 Wells Fargo Bank-Ach	Client Analysis-Sept Ach/Client Analysis-Sept Ach/Client Analysis-Sept Ach/Client Analysis-Sept Ach/Client Analysis-Sept Ach/Client Analysis-Sept Ach
025806	VC	9/9/2021	-22.26	586 THOMAS BUSHAW	T Bushaw-Customer Refund/T Bushaw-Customer Refund
025817	VC	9/9/2021	-307.86	210 CINDY RIEBE	C Riebe-Customer Refund/C Riebe-Customer Refund
025821	VC	9/9/2021	-12.35	095 ASSURITY INVESTMENTS LLC	Assurity-Customer Refund/Assurity-Customer Refund
025845	VC	9/9/2021	-189.55	744 NADIA SCHUTTE	N Schutte-Customer Refund/N Schutte-Customer Refund
025880	VC	9/9/2021	-175.47	639 BRITTANY SCHOECHERT & LUCAS MOHR	B Schoechert-Customer Ref/B Schoechert-Customer Ref

Date: Tuesday, October 05, 2021
 Time: 12:34PM
 User: SGUNSOLUS

Stoughton Utilities
Check Register Summary - Standard

Page: 3 of 8
 Report: 03699W.rpt
 Company: 7430

Period: - As of: 10/5/2021

Check Nbr	Type	Date	Amount Paid	Vendor ID / Name	Description
025989	VC	9/9/2021	-311.41	933 SARAH HENDRICKSON	S Hendrickson-Dep Refund/S Hendrickson-Dep Refund
025993	VC	9/9/2021	-333.65	429 STOUGHTON FAMILY COUNSELING	Stoton Family-Deposit Refund/Stoton Family-Deposit Refund
027750	VC	9/16/2021	-66.80	377 GENERAL COMMUNICATIONS, INC	General Comm-Portable Radio/General Comm-Portable Radio
027771	CK	9/2/2021	735.20	290 MID-WEST TREE & EXCAVATION, INC	Midwest-Trenching/Midwest-Trenching/Midwest-Trenching/Midwest-Trenching/Midwest-Trenching/Midwest-Trenching
027772	CK	9/2/2021	90.25	327 BORDER STATES ELECTRIC SUPPLY	Border States-Supplies/Border States-Supplies
027773	CK	9/2/2021	1,198.54	451 INSIGHT FS	Insight-Fuel/Insight-Fuel/Insight-Fuel/Insight-Fuel/Insight-Fuel/Insight-Fuel/Insight-Fuel/Insight-Fuel/Insight-Fuel/Insight-Fuel
027774	CK	9/2/2021	550.00	084 HARVEST FARMS, LLC	Harvest Farms-Lot 121/Harvest Farms-Lot 121
027775	CK	9/2/2021	1,665.62	131 CITY OF STOUGHTON	City Stoton-Sept A Def Comp/City Stoton-Sept A Def Comp
027776	CK	9/2/2021	290.50	186 STAFFORD ROSENBAUM LLC	Stafford-Legal services/Stafford-Legal services/Stafford-Legal services/Stafford-Legal services
027777	CK	9/2/2021	1,076.98	448 STRAND ASSOCIATES INC.	Strand-Scada changes/Strand-Scada changes
027778	CK	9/2/2021	237.46	201 AMY OR JEREMIAH NELSON	A Nelson-Customer Refund/A Nelson-Customer Refund
027779	CK	9/2/2021	187.99	250 ANGELIQUE GREEN	A Green-Customer Refund/A Green-Customer Refund
027780	CK	9/2/2021	600.00	851 DIVISION OF ENERGY HOUSING AND COMM. RESOURCES	Div of Energy-Customer Refund/Div of Energy-Customer Refund
027781	CK	9/2/2021	170.00	885 THE O'BRION AGENCY, LLC	Obrion-Office Supply/Obrion-Office Supply/Obrion-Office Supply/Obrion-Office Supply/Obrion-Office Supply/Obrion-Office Supply
027782	CK	9/2/2021	15,750.00	959 G. FOX & SON, INC.	G Fox-Hydrant Rep/G Fox-Hydrant Rep/G Fox-10" Valve/G Fox-10" Valve

Date: Tuesday, October 05, 2021
 Time: 12:34PM
 User: SGUNSOLUS

Stoughton Utilities
Check Register Summary - Standard

Page: 4 of 8
 Report: 03699W.rpt
 Company: 7430

Period: - As of: 10/5/2021

Check Nbr	Type	Date	Amount Paid	Vendor ID / Name	Description
027783	CK	9/2/2021	1,439.69	046 HARTFORD ACCOUNTS RECEIVABLE	Hartford-Storm Work/Hartford-Storm Work
027784	CK	9/2/2021	2,865.00	094 MID CENTRAL ELECTRIC CO., INC.	Midcentral-Transformers/Midcentral-Transformers
027785	CK	9/2/2021	1,204.26	166 INKWORKS, INC.	Inkworks-Inserts/Inkworks-Office Supply/Inkworks-Office Supply/Inkworks-Inserts/Inkworks-Office Supply/Inkworks-Office Supply/Inkworks-Office Supply/Inkworks-Office Supply
027786	CK	9/2/2021	5,493.00	209 OPEN SYSTEMS INTERNATIONAL, INC.	Open Sys-Software Maint/Open Sys-Software Maint
027787	CK	9/2/2021	207.72	400 RESCO	Resco-Supplies/Resco-Supplies
027788	CK	9/9/2021	474.88	226 NATASHA STANKOVICH	N Stankovich-Deposit Refund/N Stankovich-Deposit Refund
027789	CK	9/9/2021	5,462.00	572 GREG OR SUSAN O'HARA	G Ohara-Water Lateral/G Ohara-Water Lateral
027790	CK	9/9/2021	89.57	730 TITAN GARAGE DOORS	Titan-Deposit Refund/Titan-Deposit Refund
027791	CK	9/9/2021	117.45	773 ALEXIS MOREIRA	A Moreira-Deposit Refund/A Moreira-Deposit Refund
027792	CK	9/9/2021	211.00	238 TAMARA KICERA	T Kicera-Customer Refund/T Kicera-Customer Refund
027793	CK	9/9/2021	1,147.50	487 MARTELLE WATER TREATMENT	Martelle-Bulk Supply/Martelle-Bulk Supply
027794	CK	9/9/2021	16,567.42	539 DEPT OF ADMIN-WISMART VENDOR #396028867 E	Dept of Wis-Public Benefits/Dept of Wis-Public Benefits
027795	CK	9/9/2021	94.73	663 WODBOTTOM NATHANAEL RUYLE	Wodbottom-Customer Refund/Wodbottom-Customer Refund
027796	CK	9/9/2021	213.96	928 BRIAN OR AMY KAHL	B Kahl-Customer Refund/B Kahl-Customer Refund
027797	CK	9/9/2021	3,940.00	304 LUKE OR ABBY JEWELL	L Jewell-Water Lateral/L Jewell-Water Lateral
027798	CK	9/9/2021	3,268.00	721 TOM OR JILL KUEHN	T Kuehn-Water Lateral/T Kuehn-Water Lateral
027799	CK	9/9/2021	26,862.98	400 RESCO	Resco-Transformers/Resco-Supplies/Resco-Supplies/Resco-Transformers

Date: Tuesday, October 05, 2021
 Time: 12:34PM
 User: SGUNSOLUS

Stoughton Utilities
Check Register Summary - Standard

Page: 5 of 8
 Report: 03699W.rpt
 Company: 7430

Period: - As of: 10/5/2021

Check Nbr	Type	Date	Amount Paid	Vendor ID / Name	Description
027800	CK	9/9/2021	62.45	491 PUBLIC SVC. COMM. OF WI.	PSC-Tarriff Updates/PSC-Tarriff Updates
027801	CK	9/9/2021	170.00	895 WISCONSIN HYDRANT REPAIR LLC	Wi Hydrant-Repairs/Wi Hydrant-Repairs
027802	ZC	9/9/2021	0.00	095 ASSURITY INVESTMENTS LLC	Assurity-Void ck 025821/Assurity-Void ck 025821/Assurity-Customer Refund/Assurity-Customer Refund
027803	ZC	9/9/2021	0.00	210 CINDY RIEBE	C Riebe-Void ck 025817/C Riebe-Void ck 025817/C Riebe-Customer Refund/C Riebe-Customer Refund
027804	ZC	9/9/2021	0.00	429 STOUGHTON FAMILY COUNSELING	Stoton Family-Void ck 025993/Stoton Family-Void ck 025993/Stoton Family-Deposit Refund/Stoton Family-Deposit Refund
027805	ZC	9/9/2021	0.00	586 THOMAS BUSHAW	T Bushaw-Customer Refund/T Bushaw-Void ck 025806/T Bushaw-Customer Refund/T Bushaw-Void ck 025806
027806	ZC	9/9/2021	0.00	639 BRITTANY SCHOECHERT & LUCAS MOHR	B Schoechert-Void ck 025880/B Schoechert-Customer Ref/B Schoechert-Customer Ref/B Schoechert-Void ck 025880
027807	ZC	9/9/2021	0.00	744 NADIA SCHUTTE	N Schutte-Void ck 025845/N Schutte-Customer Refund/N Schutte-Customer Refund/N Schutte-Void ck 025845
027808	ZC	9/9/2021	0.00	933 SARAH HENDRICKSON	S Hendrickson-Dep Refund/S Hendrickson-Dep Refund/S Hendrickson-Void ck 025989/S Hendrickson-Void ck 025989
027809	CK	9/9/2021	1,352.55	131 CITY OF STOUGHTON	City Stoton-Unclaimed funds/City Stoton-Unclaimed funds
027810	CK	9/16/2021	51,290.50	131 CITY OF STOUGHTON	City-Parisi 20 Contract 1 Ret/City-Parisi 20 Contract 1 Ret/City -Parisi 20 Contract 1 Ret/City -Parisi 20 Contract 1 Ret/CityStoton-JF Wages/CityStoton-JF Wages/CityStoton-JF Wages/CityStoton-JF Wages/CityStoton-JF Wages/CityStoton-JF Wages/More...
027811	CK	9/16/2021	1,937.50	290 MID-WEST TREE & EXCAVATION, INC	Midwest-Trenching/Midwest-Trenching
027812	CK	9/16/2021	308.25	405 ROSENBAUM CRUSHING & EXCAV.	Rosenbaum-Dump Fees/Rosenbaum-Dump Fees
027813	CK	9/16/2021	9,409.20	691 ASPLUNDH TREE EXPERTS CO., INC.	Asplundh-Tree Trimming/Asplundh-Tree Trimming

Date: Tuesday, October 05, 2021
 Time: 12:34PM
 User: SGUNSOLUS

Stoughton Utilities
Check Register Summary - Standard

Page: 8 of 8
 Report: 03699W.rpt
 Company: 7430

Period: - As of: 10/5/2021

Check Nbr	Type	Date	Amount Paid	Vendor ID / Name	Description
102069	CK	9/7/2021	300.00	731 NORTH SHORE BANK FSB-DEFERRED COMP.	N Shore Bk-Sept A Def Comp/N Shore Bk-Sept A Def Comp
102070	CK	9/7/2021	3,273.71	852 INFOSEND, INC	Infosend-Billing & Mailing/Infosend-Billing & Mailing/Infosend-Billing & Mailing/Infosend-Billing & Mailing/Infosend-Billing & Mailing/Infosend-Billing & Mailing/Infosend-Billing & Mailing
102071	CK	9/21/2021	2,248.20	259 ITRON, INC.	Itron-Maint/Itron-Maint/Itron-Maint/Itron-Maint/Itron-Maint/Itron-Maint
102072	CK	9/21/2021	5,730.67	603 SEERA-WIPFLI LLP	SEERA-CTC Funds/SEERA-CTC Funds
102073	CK	9/21/2021	300.00	731 NORTH SHORE BANK FSB-DEFERRED COMP.	NORTH SHORE BANK FSB-DEFERRED/NORTH SHORE BANK FSB-DEFERRED
Company Total			1,813,238.04		

Date: Wednesday, September 08, 2021

Time: 08:38AM

User: SGUNSOLUS

Stoughton Utilities Posting Preview Report

Select By: {PSSPurchCard.RefNbr} = '0000000132'

Company	Account	Sub	Vendor ID	Merchant	Amount	Description	Post Date	Emp ID	Projec
Import ID: 009010		Import # : 0000000132							
7430	921	000000	096	ADOBE INC	80.13	SaaS - Adobe Cloud for Teams Apps	08/09/2021	5250	-
7450	921	000000	096	ADOBE INC	28.84	SaaS - Adobe Cloud for Teams Apps	08/09/2021	5250	-
7460	851	000000	096	ADOBE INC	38.46	SaaS - Adobe Cloud for Teams Apps	08/09/2021	5250	-
7430	233	001099	096	ADOBE INC	12.84	SaaS - Adobe Cloud for Teams Apps	08/09/2021	5250	-
7430	594	000000	422	AMAZON.COM 2D4C33VN2 AMZN	149.85	MISC UG SUPPLIES	08/23/2021	4100	-
7460	834	000000	422	AMAZON.COM 2D66K9BV0	328.69	EFFLUENT SAMPLE FRIDGE	08/19/2021	8200	-
7430	920	000000	422	AMZN MKTP US 2518R7AH1	28.89	INK CARTRIDGES	08/30/2021	4100	-
7430	593	000000	422	AMZN MKTP US 2518R7AH1	52.07	SAFETY GLASSES	08/30/2021	4100	-
7460	834	000000	422	AMZN MKTP US 2553O3FV0	82.60	SOFT WATER LINE TO ICE MAKER	08/26/2021	8200	-
7460	833	000000	422	AMZN MKTP US 255Q86EE1	382.40	FINAL CLARIFIER SCUM CURTAIN	08/30/2021	8200	-
7430	143	000001	422	AMZN MKTP US 2D1U75U31	34.97	Donation Presentation Check - WPPi Reimbursed	08/23/2021	3680	-
7460	833	000000	422	AMZN MKTP US 2D2RU5AG0	79.53	TOOLS FOR PLANT MAINT	08/16/2021	8200	-
7460	834	000000	422	AMZN MKTP US 2D3UM1XO2	27.99	ICE MAKER CLEANER	08/23/2021	8200	-
7430	921	000000	810	APPLE.COM/BILL	0.99	STaaS - Apple - Employee Mobile Device - BSime	08/24/2021	5250	-
7430	932	000000	108	ASLESON'S TRUE VALUE HDW	20.47	DOWNSPOUT REPAIRS	08/13/2021	5275	-
7460	834	000000	108	ASLESON'S TRUE VALUE HDW	19.27	ICE AND FILTERS	08/18/2021	8200	-
7430	594	000000	108	ASLESON'S TRUE VALUE HDW	64.95	MISC LINE SUPPLIES	08/19/2021	5200	-
7430	107.14	000000	108	ASLESON'S TRUE VALUE HDW	60.92	MISC MATERIALS	08/20/2021	5200	201016UA - 1
7450	930	000000	105	AWWA.ORG	394.00	Organization Dues - AWWA, WIAWWA	08/13/2021	5250	-
7430	934	000000	994	CAPITAL EQUIPMENT	69.00	FORK LIFT MAINT	08/13/2021	4100	-
7450	921	000000	604	CDW GOVT #J458562	157.41	Workstation monitor - Water Supervisor	08/19/2021	5250	-
7450	652	000000	994	CHEMWORLD	149.94	CHEMICAL INJECTOR PARTS	08/12/2021	8700	-
7430	926	000000	809	CINTAS CORP	59.73	UNIFORM CLEANING	08/02/2021	1025	-
7450	926	000000	809	CINTAS CORP	22.86	UNIFORM CLEANING	08/02/2021	1025	-
7460	854	000000	809	CINTAS CORP	15.24	UNIFORM CLEANING	08/02/2021	1025	-
7430	926	000000	809	CINTAS CORP	76.32	UNIFORM CLEANING	08/09/2021	1025	-
7450	926	000000	809	CINTAS CORP	22.86	UNIFORM CLEANING	08/09/2021	1025	-
7460	854	000000	809	CINTAS CORP	15.24	UNIFORM CLEANING	08/09/2021	1025	-
7430	926	000000	809	CINTAS CORP	59.73	UNIFORM CLEANING	08/16/2021	1025	-
7450	926	000000	809	CINTAS CORP	22.86	UNIFORM CLEANING	08/16/2021	1025	-
7460	854	000000	809	CINTAS CORP	15.24	UNIFORM CLEANING	08/16/2021	1025	-
7430	926	000000	809	CINTAS CORP	69.23	UNIFORM CLEANING	08/23/2021	1025	-
7450	926	000000	809	CINTAS CORP	22.86	UNIFORM CLEANING	08/23/2021	1025	-
7460	854	000000	809	CINTAS CORP	15.24	UNIFORM CLEANING	08/23/2021	1025	-
7430	926	000000	809	CINTAS CORP	59.73	UNIFORM CLEANING	08/30/2021	1025	-
7450	926	000000	809	CINTAS CORP	22.86	UNIFORM CLEANING	08/30/2021	1025	-
7460	854	000000	809	CINTAS CORP	15.24	UNIFORM CLEANING	08/30/2021	1025	-
7430	232	001099	134	CRESCENT ELECTRIC 087	2,793.72	ELECTRIC INVENTORY-CRESCENT	08/25/2021	4100	-
7460	850	000000	411	CSWEA	80.00	SEMINAR FOR MARK AND PHIL	08/11/2021	8200	-
7430	921	000000	854	DISCOUNTASP.NET	104.50	Web Hosting - Annual SSL Security Certificate	08/16/2021	5250	-
7450	921	000000	854	DISCOUNTASP.NET	37.62	Web Hosting - Annual SSL Security Certificate	08/16/2021	5250	-
7460	851	000000	854	DISCOUNTASP.NET	50.16	Web Hosting - Annual SSL Security Certificate	08/16/2021	5250	-

Date: Wednesday, September 08, 2021

Time: 08:38AM

User: SGUNSOLUS

Stoughton Utilities Posting Preview Report

Select By: {PSSPurchCard.RefNbr} = '0000000132'

Company	Account	Sub	Vendor ID	Merchant	Amount	Description	Post Date	Emp ID	Projec
7430	233	001099	854	DISCOUNTASP.NET	16.72	Web Hosting - Annual SSL Security Certificate	08/16/2021	5250	-
7430	921	000000	854	DISCOUNTASP.NET	190.50	Web Hosting - Annual web hosting service, storage, backup	08/19/2021	5250	-
7450	921	000000	854	DISCOUNTASP.NET	68.58	Web Hosting - Annual web hosting service, storage, backup	08/19/2021	5250	-
7460	851	000000	854	DISCOUNTASP.NET	91.44	Web Hosting - Annual web hosting service, storage, backup	08/19/2021	5250	-
7430	233	001099	854	DISCOUNTASP.NET	30.48	Web Hosting - Annual web hosting service, storage, backup	08/19/2021	5250	-
7460	833	000000	795	EMS INDUSTRIAL, INC.	193.01	FAN FOR DAFT BUILDING	08/20/2021	8200	-
7460	828	000000	841	FARM & FLEET OF MADISON	922.36	SERVICE AND PLANT TRUCK OUTFITTING	08/12/2021	8200	-
7450	232	001099	550	FIRST SUPPLY MADISON	1,052.75	WATER INVENTORY-FIRST SUPPLY	08/26/2021	4100	-
7430	930	000000		FONTS COM	11.60	Font Licensing - Print Materials	08/20/2021	5250	-
7450	930	000000		FONTS COM	4.22	Font Licensing - Print Materials	08/20/2021	5250	-
7460	930	000000		FONTS COM	5.28	Font Licensing - Print Materials	08/20/2021	5250	-
7430	143	000000	377	GENERAL COMMUNICATIONS, I	66.80	PAID THROUGH AP-S/B REFUNDED	08/17/2021	4000	-
7450	107.14	000000	354	HYDRO DESIGNS	791.00	CROSS CONNECTIONS	08/13/2021	7400	210905XX - 1
7460	833	000000	588	IN L.V. LABORATORIES LLC	1,186.75	JULY LAB TESTING	08/10/2021	8200	-
7430	932	000000	322	IN SUNDANCE BIOCLEAN, IN	280.50	CUSTODIAL	08/13/2021	4000	-
7450	932	000000	322	IN SUNDANCE BIOCLEAN, IN	102.00	CUSTODIAL	08/13/2021	4000	-
7460	834	000000	322	IN SUNDANCE BIOCLEAN, IN	127.50	CUSTODIAL	08/13/2021	4000	-
7450	673	000000	818	LINCOLN CONTRACTORS SUPPL	377.99	BLADE FOR ROAD SAW	08/13/2021	8700	-
7460	833	000000	207	LW ALLEN	660.10	FLOW METER/WASH PRESS REPAIRS	08/04/2021	8200	-
7460	833	000000	207	LW ALLEN	86.25	MEG MIXER DIAGNOSTIC	08/12/2021	8200	-
7430	921	000000	836	MICROSOFT#G005171548	10.65	STaaS - Azure - Cold Backup Storage	08/19/2021	5250	-
7450	921	000000	836	MICROSOFT#G005171548	3.87	STaaS - Azure - Cold Backup Storage	08/19/2021	5250	-
7460	851	000000	836	MICROSOFT#G005171548	4.86	STaaS - Azure - Cold Backup Storage	08/19/2021	5250	-
7430	921	000000	836	MSFT E0400F9QE1	78.65	SaaS - o365 - Skype for Business Online II	08/03/2021	5250	-
7450	921	000000	836	MSFT E0400F9QE1	28.60	SaaS - o365 - Skype for Business Online II	08/03/2021	5250	-
7460	851	000000	836	MSFT E0400F9QE1	35.75	SaaS - o365 - Skype for Business Online II	08/03/2021	5250	-
7430	921	000000	836	MSFT E0400FAQ00	14.36	SaaS - o365 - Microsoft 365 Apps for Business	08/04/2021	5250	-
7450	921	000000	836	MSFT E0400FAQ00	5.22	SaaS - o365 - Microsoft 365 Apps for Business	08/04/2021	5250	-
7460	851	000000	836	MSFT E0400FAQ00	6.53	SaaS - o365 - Microsoft 365 Apps for Business	08/04/2021	5250	-
7430	921	000000	836	MSFT E0400FCK0N	2.75	SaaS - o365 - Visio	08/09/2021	5250	-
7450	921	000000	836	MSFT E0400FCK0N	1.00	SaaS - o365 - Visio	08/09/2021	5250	-
7460	851	000000	836	MSFT E0400FCK0N	1.25	SaaS - o365 - Visio	08/09/2021	5250	-
7430	921	000000	836	MSFT E0400FCNLB	16.50	SaaS - o365 - Project	08/09/2021	5250	-
7450	921	000000	836	MSFT E0400FCNLB	6.00	SaaS - o365 - Project	08/09/2021	5250	-
7460	851	000000	836	MSFT E0400FCNLB	7.50	SaaS - o365 - Project	08/09/2021	5250	-
7460	833	000000	974	NORTHERN LAKE SERVICE- IN	323.26	LAB CHARGES	08/31/2021	8300	-
7430	903	000000	419	PAYFLOW/PAYPAL	89.07	Credit card processing - Desktop and Recurring	08/03/2021	5250	-
7450	903	000000	419	PAYFLOW/PAYPAL	12.72	Credit card processing - Desktop and Recurring	08/03/2021	5250	-
7460	840	000000	419	PAYFLOW/PAYPAL	19.08	Credit card processing - Desktop and Recurring	08/03/2021	5250	-
7430	233	001099	419	PAYFLOW/PAYPAL	6.38	Credit card processing - Desktop and Recurring	08/03/2021	5250	-
7430	903	000000	419	PAYFLOW/PAYPAL	111.89	Credit card processing - MyAccount Online	08/03/2021	5250	-
7450	903	000000	419	PAYFLOW/PAYPAL	15.98	Credit card processing - MyAccount Online	08/03/2021	5250	-
7460	840	000000	419	PAYFLOW/PAYPAL	23.97	Credit card processing - MyAccount Online	08/03/2021	5250	-
7430	233	001099	419	PAYFLOW/PAYPAL	8.01	Credit card processing - MyAccount Online	08/03/2021	5250	-

Date: Wednesday, September 08, 2021

Time: 08:38AM

User: SGUNSOLUS

Stoughton Utilities Posting Preview Report

Select By: {PSSPurchCard.RefNbr} = '0000000132'

Company	Account	Sub	Vendor ID	Merchant	Amount	Description	Post Date	Emp ID	Projec
7430	930	000000	921	PUBLIC POWER JOBS	192.50	Advertising - Job Posting - Finance Director	08/20/2021	5250	-
7450	930	000000	921	PUBLIC POWER JOBS	70.00	Advertising - Job Posting - Finance Director	08/20/2021	5250	-
7460	850	000000	921	PUBLIC POWER JOBS	87.50	Advertising - Job Posting - Finance Director	08/20/2021	5250	-
7430	921	000000	994	QUICKIDCARD.COM	12.07	Employee ID Card Replacement - SGunsolus	08/30/2021	5250	-
7450	921	000000	994	QUICKIDCARD.COM	4.39	Employee ID Card Replacement - SGunsolus	08/30/2021	5250	-
7460	851	000000	994	QUICKIDCARD.COM	5.49	Employee ID Card Replacement - SGunsolus	08/30/2021	5250	-
7430	920	000000	994	QUIT QUI OC GOLF CLUB RES	65.00	WPPI EC GOLF OUTING	08/26/2021	1025	-
7430	593	000000	894	RADISSON HOTEL	278.00	HOTEL FOR APPRENTICE SCHOOL	08/20/2021	6830	-
7430	594	000000	894	RADISSON HOTEL	278.00	HOTEL FOR APPRENTICE SCHOOL	08/20/2021	6830	-
7460	833	000000	067	SCHAEFFERMANUFACTUR	883.30	GREASE	08/11/2021	8200	-
7460	833	000000	937	SPEE-DEE DELIVERY SERVICE	27.67	SAMPLE DELIVERY	08/23/2021	8300	-
7430	921	000000	352	STAPLS7336324451000001	60.05	General office supplies	08/05/2021	3680	-
7450	921	000000	352	STAPLS7336324451000001	21.61	General office supplies	08/05/2021	3680	-
7460	851	000000	352	STAPLS7336324451000001	28.82	General office supplies	08/05/2021	3680	-
7430	233	001099	352	STAPLS7336324451000001	9.62	General office supplies	08/05/2021	3680	-
7430	921	000000	352	STAPLS7337844733000001	60.58	General office supplies	08/25/2021	3680	-
7450	921	000000	352	STAPLS7337844733000001	21.81	General office supplies	08/25/2021	3680	-
7460	851	000000	352	STAPLS7337844733000001	29.08	General office supplies	08/25/2021	3680	-
7430	233	001099	352	STAPLS7337844733000001	9.70	General office supplies	08/25/2021	3680	-
7430	143	000001	436	STOUGHTON LUMBER CO	24.24	Materials - Public Power Week - WPPI Reimbursed	08/31/2021	3680	-
7460	827	000000	436	STOUGHTON LUMBER CO	75.98	SAW HORSES	08/04/2021	8740	-
7430	107.14	000000	355	STUART C. IRBY COMPANY	144.75	COPPER THEFT	08/23/2021	4100	210067XX - 1
7430	107.14	000000	355	STUART C. IRBY COMPANY	17.24	COPPER THEFT	08/24/2021	4100	210067XX - 1
7450	107.14	000000	994	TAPESTRY LAND RECORDS	7.33	EASEMENT SEARCH	08/24/2021	1025	210904XX - 1
7430	926	000000	578	THE SHOE BOX	270.00	SAFETY BOOTS	08/09/2021	5200	-
7450	642	000000	164	THE UPS STORE 3617	11.36	SAMPLE SHIPPING	08/03/2021	8400	-
7460	834	000000	994	TRACTOR SUPPLY #2236	49.98	FLOOR SQUEEGEES	08/11/2021	8200	-
7460	833	000000	994	TRACTOR SUPPLY #2236	25.97	MISC PLANT SUPPLIES	08/27/2021	8740	-
7430	933	000000	994	TRACTOR SUPPLY #2236	18.99	PROPANE FOR FORK LIFT	08/12/2021	5275	-
7450	642	000000	824	UPS 1Z17Y6230398440677	16.78	Shipping of water samples to lab	08/19/2021	3680	-
7450	642	000000	824	UPS 1Z17Y6230399161459	11.14	Shipping of water samples to lab	08/12/2021	3680	-
7450	642	000000	824	UPS 1Z17Y6230399371660	11.14	Shipping of water samples to lab	08/19/2021	3680	-
7450	652	000000	571	USA BLUE BOOK	453.57	CHEMICAL INJECTION PARTS	08/03/2021	8400	-
7450	673	000000	571	USA BLUE BOOK	360.75	VALVE WRENCHES	08/03/2021	8400	-
7430	926	000000	824	USPS PO 5679700726	11.10	CLOTHING RETURNS	08/27/2021	5200	-
7450	903	000000	824	USPS PO 5679700726	23.46	Postage - LSL Replacement Notices	08/31/2021	3650	-
7450	642	000000	675	WI STATE HYGIENE LAB	26.00	FLUORIDE SAMPLING	08/06/2021	7400	-

Total: 16,650.10

Date: Wednesday, November 03, 2021
 Time: 12:44PM
 User: SGUNSOLUS

Stoughton Utilities
Check Register Summary - Standard

Page: 1 of 8
 Report: 03699W.rpt
 Company: 7430

Period: - As of: 11/3/2021

Check Nbr	Type	Date	Amount Paid	Vendor ID / Name	Description
Company: 7430					
002263	EP	10/7/2021	39,232.55	516 WELLS FARGO BANK	VO for check batch: 310648/VO for check batch: 310648
002264	HC	10/12/2021	1,041,618.75	009 WPPI	WPPI-Renewable Energy/WPPI-Renewable Energy/WPPI-Buy Back Solar Credit/WPPI-Buy Back Solar Credit/WPPI-Large Power/WPPI-Large Power/WPPI-Support Services/WPPI-Support Services/WPPI-Support Services/WPPI-Support Services/WPPI-Support Services/More...
002265	HC	10/30/2021	52,012.38	025 Payroll Federal Taxes- Ach	Federal Taxes-Oct Ach/Federal Taxes-Oct Ach/Federal Taxes-Oct Ach/Federal Taxes-Oct Ach/Federal Taxes-Oct Ach/Federal Taxes-Oct Ach
002266	HC	10/30/2021	10,341.69	008 Payroll State Taxes - Ach	State Taxes-Oct Ach/State Taxes-Oct Ach/State Taxes-Oct Ach/State Taxes-Oct Ach/State Taxes-Oct Ach
002267	HC	10/30/2021	40.72	421 FIRST DATA CHARGES	First Data-Oct Ach/First Data-Oct Ach/First Data-Oct Ach/First Data-Oct Ach/First Data-Oct Ach/First Data-Oct Ach
002268	HC	10/30/2021	274.26	952 AT&T	AT&T - Oct Ach/AT&T - Oct Ach/AT&T - Oct Ach/AT&T - Oct Ach
002269	HC	10/30/2021	1,167.25	004 Us Cellular - Ach	Us Cellular - Oct Ach/Us Cellular - Oct Ach/Us Cellular - Oct Ach/Us Cellular - Oct Ach/Us Cellular - Oct Ach
002270	HC	10/30/2021	91.14	856 GORDON FLESCH COMPANY, INC.	Gordon Flesch-Oct Ach/Gordon Flesch-Oct Ach/Gordon Flesch-Oct Ach/Gordon Flesch-Oct Ach/Gordon Flesch-Oct Ach/Gordon Flesch-Oct Ach
002271	HC	10/30/2021	76,310.25	010 WI Dept. of Revenue Taxpayment-Ach	Dept of Rev-Oct Ach/Dept of Rev-Oct Ach/Dept of Rev-Oct Ach/Dept of Rev-Oct Ach
002272	HC	10/30/2021	990.47	002 Employee Benefits Corp - Ach	EBC - Oct Ach/EBC - Oct Ach/EBC - Oct Ach/EBC - Oct Ach/EBC - Oct Ach/EBC - Oct Ach

Date: Wednesday, November 03, 2021
 Time: 12:44PM
 User: SGUNSOLUS

Stoughton Utilities
Check Register Summary - Standard

Page: 2 of 8
 Report: 03699W.rpt
 Company: 7430

Period: - As of: 11/3/2021

Check Nbr	Type	Date	Amount Paid	Vendor ID / Name	Description
002273	HC	10/30/2021	15,580.97	020 Wells Fargo Bank-Ach	Client Analysis-Oct Ach/Client Analysis-Oct Ach/Client Analysis-Oct Ach/Client Analysis-Oct Ach/Client Analysis-Oct Ach/Client Analysis-Oct Ach/Client Analysis-Oct Ach
002274	HC	10/30/2021	2,913.58	001 Delta Dental - Ach	Delta Dental - Oct Ach/Delta Dental - Oct Ach/Delta Dental - Oct Ach/Delta Dental - Oct Ach/Delta Dental - Oct Ach/Delta Dental - Oct Ach
002275	HC	10/30/2021	429.33	547 Charter Communications-Ach	Charter Comm-Oct Ach/Charter Comm-Oct Ach/Charter Comm-Oct Ach/Charter Comm-Oct Ach/Charter Comm-Oct Ach/Charter Comm-Oct Ach
002276	HC	10/30/2021	744.96	318 PITNEY-BOWES INC-PURCHASE POWER	Pitney Bowes-Oct Ach/Pitney Bowes-Oct Ach/Pitney Bowes-Oct Ach/Pitney Bowes-Oct Ach/Pitney Bowes-Oct Ach
002277	HC	10/30/2021	287.26	003 Alliant Energy - Ach	Alliant Energy - Oct Ach/Alliant Energy - Oct Ach/Alliant Energy - Oct Ach/Alliant Energy - Oct Ach/Alliant Energy - Oct Ach/Alliant Energy - Oct Ach/Alliant Energy - Oct Ach
002278	HC	10/30/2021	468.48	007 TDS Metrocom - Ach	TDS Metrocom - Oct Ach/TDS Metrocom - Oct Ach/TDS Metrocom - Oct Ach/TDS Metrocom - Oct Ach/TDS Metrocom - Oct Ach
027839	CK	10/4/2021	5,040.00	217 SCOTT GAINES OR BETH AMOS	S Gaines-Lead Svc Line Replace/S Gaines-Lead Svc Line Replace
027840	CK	10/4/2021	5,350.00	540 KATHERYN COAN	K Coan-Lead Svc Line Replace/K Coan-Lead Svc Line Replace
027841	CK	10/4/2021	3,982.00	722 RALPH OR CHRISTINE ERICKSON	R Erickson-Lead Svc Line Repla/R Erickson-Lead Svc Line Repla
027842	CK	10/4/2021	4,410.00	919 JON OR AMANDA RESTIVO	J Restivo-Lead Svc Line Replac/J Restivo-Lead Svc Line Replac
027843	CK	10/4/2021	4,250.00	136 RICHARD OR CHERYL SHEA	R Shea-Lead Svc Line Replace/R Shea-Lead Svc Line Replace

Date: Wednesday, November 03, 2021
 Time: 12:44PM
 User: SGUNSOLUS

Stoughton Utilities
Check Register Summary - Standard

Page: 3 of 8
 Report: 03699W.rpt
 Company: 7430

Period: - As of: 11/3/2021

Check Nbr	Type	Date	Amount Paid	Vendor ID / Name	Description
027844	CK	10/4/2021	5,354.00	203 KW PROPERTIES & INVESTMENTS, LLC	KW Prop-Lead Svd Line Replace/KW Prop-Lead Svd Line Replace
027845	CK	10/4/2021	4,250.00	680 DONALD & MARY FRY LIVING TRUST	D Fry-Lead Svc Line Replace/D Fry-Lead Svc Line Replace
027846	CK	10/4/2021	4,550.00	703 JESSICA OR STEVE RAYKO	J Rayko-Lead Svd Line Replace/J Rayko-Lead Svd Line Replace
027847	CK	10/4/2021	5,252.00	728 NICOLE OR MARK LIMPERT	N Limpert-Lead Sve Line Replac/N Limpert-Lead Sve Line Replac
027848	CK	10/5/2021	6,342.00	061 ALFRED OLSON	A Olson-Lead Svc Line Replace/A Olson-Lead Svc Line Replace
027849	CK	10/5/2021	3,428.75	073 RYAN MURPHY	R Murphy-Lead Svc Line Replace/R Murphy-Lead Svc Line Replace
027850	CK	10/5/2021	3,898.00	338 ALBIN OR PATRICIA DROESSLER	A Droessler-Lead Svc Line Repl/A Droessler-Lead Svc Line Repl
027851	CK	10/5/2021	5,150.00	479 ROBERT DIEBEL	R Diebel-Lead Svc Line Replace/R Diebel-Lead Svc Line Replace
027852	CK	10/5/2021	5,250.00	585 BRUCE MARCH	B March-Lead Svc Line Replace/B March-Lead Svc Line Replace
027853	CK	10/5/2021	3,075.00	668 JESSICA CAGLE	J Cagle-Lead Svc Line Replace/J Cagle-Lead Svc Line Replace
027854	CK	10/5/2021	5,318.00	876 JENNIFER BETTERS-BUBON	J Bubon-Lead Svc Line Replace/J Bubon-Lead Svc Line Replace
027855	CK	10/8/2021	550.00	084 HARVEST FARMS, LLC	Harvest Farms-Lot 38/Harvest Farms-Lot 38
027856	CK	10/8/2021	157.50	186 STAFFORD ROSENBAUM LLC	Stafford-Legal Services/Stafford-Legal Services
027857	CK	10/8/2021	19,037.50	400 RESCO	Resco-Supplies/Resco-Inventory/Resco-Supplies/Resco-Inventory/Resco-Inventory/Resco-Inventory
027858	CK	10/8/2021	1,200.00	780 JIMS TREE SERVICE INC	Jims-Tree Trimming/Jims-Tree Trimming
027859	CK	10/7/2021	234.88	231 SUSAN HANNIGAN	S Hannigan-Customer Refund/S Hannigan-Customer Refund

Date: Wednesday, November 03, 2021
 Time: 12:44PM
 User: SGUNSOLUS

Stoughton Utilities
Check Register Summary - Standard

Page: 4 of 8
 Report: 03699W.rpt
 Company: 7430

Period: - As of: 11/3/2021

Check Nbr	Type	Date	Amount Paid	Vendor ID / Name	Description
027860	VC	10/13/2021	0.00	241 PHILLIPS CONTRACTING LLC	Phillips-Customer Refund/Phillips-Customer Refund/Phillips-Customer Refund/Phillips-Customer Refund
027861	VC	10/13/2021	0.00	415 STOUGHTON CHAMBER OF COMMERCE	Stoton Chamber-Annual Memb/Stoton Chamber-Annual Memb/Stoton Chamber-Annual Memb/Stoton Chamber-Annual Memb/Stoton Chamber-Annual Memb/Stoton Chamber-Annual Memb/Stoton Chamber-Annual Memb/Stoton Chamber-Annual Memb/Stoton Chamber-Annual Memb/More...
027862	VC	10/13/2021	0.00	491 PUBLIC SVC. COMM. OF WI.	PSC-Assessments/PSC-Assessments/PSC-Assessments/PSC-Assessments/PSC-Assessments/PSC-Assessments/PSC-Assessments/PSC-Assessments
027863	VC	10/13/2021	0.00	727 GLS UTILITY LLC	GLS Utility-Locates/GLS Utility-Locates/GLS Utility-Locates/GLS Utility-Locates/GLS Utility-Locates/GLS Utility-Locates/GLS Utility-Locates/GLS Utility-Locates/GLS Utility-Locates/GLS Utility-Locates/GLS Utility-Locates/More...
027864	CK	10/11/2021	844,452.32	580 FIVE STAR ENERGY SERVICES, LLC	Five Star-Pay Req #3/Five Star-Pay Req #3/Five Star-Pay Req #3/Five Star-Pay Req #3
027865	CK	10/13/2021	1,698.90	131 CITY OF STOUGHTON	City Stoton-Oct A Def Comp/City Stoton-Oct A Def Comp
027866	CK	10/13/2021	450.00	271 SCHMIDT'S AUTO, INC	Schmidts-Truck Repairs/Schmidts-Truck Repairs
027867	CK	10/13/2021	26,123.00	290 MID-WEST TREE & EXCAVATION, INC	Midwest-Trenching/Midwest-Trenching/Midwest-Trenching/Midwest-Trenching/Midwest-Trenching/Midwest-Trenching/Midwest-Trenching/Midwest-Trenching
027868	CK	10/13/2021	184.20	241 PHILLIPS CONTRACTING LLC	Phillips-Customer Refund/Phillips-Customer Refund
027869	CK	10/13/2021	600.00	415 STOUGHTON CHAMBER OF COMMERCE	Stoton Chamber-Annual Memb/Stoton Chamber-Annual Memb/Stoton Chamber-Annual Memb/Stoton Chamber-Annual Memb
027870	CK	10/13/2021	19,649.32	491 PUBLIC SVC. COMM. OF WI.	PSC-Assessments/PSC-Assessments/PSC-Assessments/PSC-Assessments/PSC-Assessments

Date: Wednesday, November 03, 2021
 Time: 12:44PM
 User: SGUNSOLUS

Stoughton Utilities
Check Register Summary - Standard

Page: 5 of 8
 Report: 03699W.rpt
 Company: 7430

Period: - As of: 11/3/2021

Check Nbr	Type	Date	Amount Paid	Vendor ID / Name	Description
027871	CK	10/13/2021	22,329.75	727 GLS UTILITY LLC	GLS Utility-Locates/GLS Utility-Locates/GLS Utility-Locates/GLS Utility-Locates/GLS Utility-Locates/GLS Utility-Locates/GLS Utility-Locates
027872	CK	10/13/2021	133.17	185 ELLEN CURRAN	E Curran-Deposit Refund/E Curran-Deposit Refund
027873	CK	10/13/2021	2,076.50	290 MID-WEST TREE & EXCAVATION, INC	Midwest-Trenching/Midwest-Trenching/Midwest-Trenching/Midwest-Glacier Moraine Dr/Midwest-St Lite Repair/Midwest-St Lite Repair/Midwest-Trenching/Midwest-Trenching/Midwest-Glacier Moraine Dr/Midwest-Trenching/Midwest-Trenching/Midwest-Trenching
027874	CK	10/13/2021	199.02	658 PAUL PARISI	P Parisi-Deposit Refund/P Parisi-Deposit Refund
027875	CK	10/13/2021	1,855.52	166 INKWORKS, INC.	Inkworks-Billing inserts/Inkworks-Billing inserts/Inkworks-Supplies/Inkworks-Supplies/Inkworks-Supplies/Inkworks-Supplies/Inkworks-Billing inserts/Inkworks-Billing inserts/Inkworks-Supplies/Inkworks-Supplies/Inkworks-Supplies/Inkworks-Supplies
027876	CK	10/13/2021	982.50	232 MIDWEST TESTING LLC	Midwest-Meter tests/Midwest-Meter tests
027877	CK	10/13/2021	9.10	375 SIERRA FRISCH C/O SHARON FRISCH	S Frisch-Customer Refund/S Frisch-Customer Refund
027878	CK	10/13/2021	173.50	400 RESCO	Resco-Inventory/Resco-Inventory
027879	CK	10/13/2021	384.32	614 MADISON RETRIEVER CLUB	Mad Retriever-Dep Refund/Mad Retriever-Dep Refund
027880	CK	10/13/2021	156.21	635 AMBER KNIPFER	A Knipfer-Deposit Refund/A Knipfer-Deposit Refund
027881	CK	10/13/2021	3,520.00	866 CAROUSEL DIGITAL SIGNAGE	Carousel-Subscription/Carousel-Subscription/Carousel-Subscription/Carousel-Subscription/Carousel-Subscription/Carousel-Subscription
027882	CK	10/21/2021	58,886.21	131 CITY OF STOUGHTON	City Stoton-Stormwater/City Stoton-Stormwater
027883	CK	10/21/2021	3,856.09	327 BORDER STATES ELECTRIC SUPPLY	Border States-Supplies/Border States-Supplies/Border States-Supplies/Border States-Supplies/Border States-Supplies

Date: Wednesday, November 03, 2021
 Time: 12:44PM
 User: SGUNSOLUS

Stoughton Utilities
Check Register Summary - Standard

Page: 7 of 8
 Report: 03699W.rpt
 Company: 7430

Period: - As of: 11/3/2021

Check Nbr	Type	Date	Amount Paid	Vendor ID / Name	Description
027897	CK	10/28/2021	550.00	084 HARVEST FARMS, LLC	Harvest Farms-Lot 123/Harvest Farms-Lot 123
027898	CK	10/28/2021	39.89	327 BORDER STATES ELECTRIC SUPPLY	Border States-Supplies/Border States-Supplies
027899	CK	10/28/2021	217.83	602 TWTH HOLDINGS, INC.	TWTH - Customer Refund/TWTH - Customer Refund
027900	CK	10/28/2021	115.55	621 DAVID OR JENNIFER BORMETT	D Bormett-Customer Refund/D Bormett-Customer Refund
027901	CK	10/28/2021	45.00	956 WI DNR - OPERATOR CERTIFICATION EA/7	WI DNR - Operator certif/WI DNR - Operator certif
027902	CK	10/28/2021	6,786.00	155 ZOHOO CORPORATION	Zoho Corp-Software License/Zoho Corp-Software License/Zoho Corp-Software License/Zoho Corp-Software License/Zoho Corp-Software License
027903	CK	10/28/2021	1,763.24	448 STRAND ASSOCIATES INC.	Strand-Eng Services/Strand-Eng Services
027904	CK	10/28/2021	2,179.48	491 PUBLIC SVC. COMM. OF WI.	PSC - Assessments/PSC - Assessments
027905	CK	10/28/2021	200.00	771 BUCKYS DUMPSTERS & RESTROOMS INC	Buckys-Event Rental/Buckys-Event Rental
027906	CK	10/28/2021	62.35	851 DIVISION OF ENERGY HOUSING AND COMM. RESOURCES	Div Ener-Customer Refund/Div Ener-Customer Refund
027907	CK	10/28/2021	5,015.10	090 SOLENIS LLC	Solenis-Supplies/Solenis-Supplies
027908	CK	10/28/2021	843.58	400 RESCO	Resco- Inventory/Resco-Inventory/Resco-Supplies/Resco-Supplies/Resco-Inventory
027909	CK	10/28/2021	1,297.40	487 MARTELLE WATER TREATMENT	Martelle-Bulk Supplies/Martelle-Bulk Supplies
027910	CK	10/28/2021	109.45	582 ROBERT TOTZ	R Totz-Customer Refund/R Totz-Customer Refund
027911	CK	10/28/2021	700.00	816 CORE & MAIN LP	Core & Main-Supplies/Core & Main-Supplies
102074	CK	10/6/2021	300.00	731 NORTH SHORE BANK FSB-DEFERRED COMP.	N Shore Bk-Oct A Def Comp/N Shore Bk-Oct A Def Comp

Date: Thursday, October 07, 2021

Time: 12:50PM

User: SGUNSOLUS

Stoughton Utilities Posting Preview Report

Select By: {PSSPurchCard.RefNbr} = '0000000133'

Company	Account	Sub	Vendor ID	Merchant	Amount	Description	Post Date	Emp ID	Projec
Import ID: 009010		Import # : 0000000133							
7430	921	000000	096	ADOBE INC	80.13	SaaS - Adobe Cloud for Teams Apps	09/07/2021	5250	-
7450	921	000000	096	ADOBE INC	28.84	SaaS - Adobe Cloud for Teams Apps	09/07/2021	5250	-
7460	851	000000	096	ADOBE INC	38.46	SaaS - Adobe Cloud for Teams Apps	09/07/2021	5250	-
7430	233	001099	096	ADOBE INC	12.84	SaaS - Adobe Cloud for Teams Apps	09/07/2021	5250	-
7430	921	000000	422	AMZN MKTP US 2C0445Z92	2,995.66	Employee Workstations - x6 - BSime, CCushing, MSeffens, Reception x2, KTF	09/29/2021	5250	-
7450	921	000000	422	AMZN MKTP US 2C0445Z92	1,843.48	Employee Workstations - x6 - BSime, CCushing, MSeffens, Reception x2, KTF	09/29/2021	5250	-
7460	851	000000	422	AMZN MKTP US 2C0445Z92	691.30	Employee Workstations - x6 - BSime, CCushing, MSeffens, Reception x2, KTF	09/29/2021	5250	-
7430	921	000000	422	AMZN MKTP US 2C8X05N80	3,357.00	Employee Workstations - x4 - BHoops, SOGrady, SSGrady, Vacant GIS	09/27/2021	5250	-
7450	921	000000	422	AMZN MKTP US 2C8X05N80	559.50	Employee Workstations - x4 - BHoops, SOGrady, SSGrady, Vacant GIS	09/27/2021	5250	-
7460	851	000000	422	AMZN MKTP US 2C8X05N80	559.50	Employee Workstations - x4 - BHoops, SOGrady, SSGrady, Vacant GIS	09/27/2021	5250	-
7430	921	000000	810	APPLE.COM/BILL	0.99	STaaS - Apple - Employee Mobile Device - BSime	09/24/2021	5250	-
7430	593	000000	894	ARBY'S 8750	3.10	LUNCH-APPRENTICE SCHOOL	09/23/2021	8730	-
7430	594	000000	894	ARBY'S 8750	3.10	LUNCH-APPRENTICE SCHOOL	09/23/2021	8730	-
7450	675	000000	108	ASLESON'S TRUE VALUE HDW	20.00	CURB STOP REPAIR	09/02/2021	8400	-
7460	833	000000	108	ASLESON'S TRUE VALUE HDW	39.56	PLUMBING SUPPLIES FOR PLANT	09/01/2021	8200	-
7430	932	000000	108	ASLESON'S TRUE VALUE HDW	18.99	VESTIBULE DOWNSPOUT REPAIR	09/09/2021	5275	-
7430	107.14	000000	108	ASLESON'S TRUE VALUE HDW	6.44	CONDUIT SUPPLIES	09/21/2021	5200	201016UA - 1
7450	675	000000	968	BADGER WELDING SUPPLIES,	37.00	GAS TO FREEZE WATER SERVICES	09/20/2021	8700	-
7430	934	000000	994	CAPITAL EQUIPMENT	69.00	FORK LIFT MAINT	09/10/2021	4100	-
7430	921	000000	604	CDW GOVT #L402824	1,240.55	Digital Signage Players - x15	09/29/2021	5250	-
7450	921	000000	604	CDW GOVT #L402824	451.11	Digital Signage Players - x15	09/29/2021	5250	-
7460	851	000000	604	CDW GOVT #L402824	563.89	Digital Signage Players - x15	09/29/2021	5250	-
7430	926	000000	809	CINTAS CORP	76.32	UNIFORM CLEANING	09/06/2021	1025	-
7450	926	000000	809	CINTAS CORP	22.86	UNIFORM CLEANING	09/06/2021	1025	-
7460	854	000000	809	CINTAS CORP	15.24	UNIFORM CLEANING	09/06/2021	1025	-
7430	926	000000	809	CINTAS CORP	59.73	UNIFORM CLEANING	09/13/2021	1025	-
7450	926	000000	809	CINTAS CORP	22.86	UNIFORM CLEANING	09/13/2021	1025	-
7460	854	000000	809	CINTAS CORP	15.24	UNIFORM CLEANING	09/13/2021	1025	-
7430	926	000000	809	CINTAS CORP	69.23	UNIFORM CLEANING	09/20/2021	1025	-
7450	926	000000	809	CINTAS CORP	22.86	UNIFORM CLEANING	09/20/2021	1025	-
7460	854	000000	809	CINTAS CORP	15.24	UNIFORM CLEANING	09/20/2021	1025	-
7430	926	000000	809	CINTAS CORP	59.73	LUNCH DURING STORM DAMAGE REPAIR	09/27/2021	1025	-
7450	926	000000	809	CINTAS CORP	22.86	LUNCH DURING STORM DAMAGE REPAIR	09/27/2021	1025	-
7460	854	000000	809	CINTAS CORP	15.24	LUNCH DURING STORM DAMAGE REPAIR	09/27/2021	1025	-
7460	834	000000	800	CLASS 1 AIR INC	115.00	ANNUAL FUME HOOD INSPECTION	09/30/2021	8200	-
7450	232	001099	816	CORE & MAIN - WI007	2,950.00	WATER INVENTORY-CORE AND MAIN	09/22/2021	4100	-
7460	833	000000	855	CRANE ENGINEERING SALES	1,680.00	WEST SCREW GREASER REPAIR PARTS	09/28/2021	8200	-
7460	840	000000	411	CSWEA	40.00	WW COLLECTIONS SEMINAR	09/14/2021	8400	-
7430	593	000000	894	CULVERS OF EAU CLAIRE W	4.59	LUNCH-APPRENTICE SCHOOL	09/21/2021	8730	-
7430	594	000000	894	CULVERS OF EAU CLAIRE W	4.60	LUNCH-APPRENTICE SCHOOL	09/21/2021	8730	-
7430	593	000000	148	FASTENAL COMPANY 01WISTG	67.23	MISC LINE SUPPLIES	09/16/2021	6810	-
7430	926	000000	994	FRSAFETY.COM	-80.00	CLOTHING FOR NEW HIRES-RETURN	09/13/2021	5200	-

Date: Thursday, October 07, 2021

Time: 12:50PM

User: SGUNSOLUS

Stoughton Utilities Posting Preview Report

Select By: {PSSPurchCard.RefNbr} = '0000000133'

Company	Account	Sub	Vendor ID	Merchant	Amount	Description	Post Date	Emp ID	Projec
7430	593	000000	894	HOLIDAY INN EXP & SUITES	314.93	HOTEL-APPRENTICE SCHOOL	09/27/2021	8730	-
7430	594	000000	894	HOLIDAY INN EXP & SUITES	314.93	HOTEL-APPRENTICE SCHOOL	09/27/2021	8730	-
7450	107.14	000000	354	HYDRO DESIGNS	791.00	CROSS CONNECTIONS	09/14/2021	7400	210905XX - 1
7460	833	000000	588	IN L.V. LABORATORIES LLC	985.25	AUGUST LAB TESTING	09/10/2021	8200	-
7430	932	000000	322	IN SUNDANCE BIOCLEAN, IN	280.50	JANITORIAL	09/14/2021	4000	-
7450	932	000000	322	IN SUNDANCE BIOCLEAN, IN	102.00	JANITORIAL	09/14/2021	4000	-
7460	834	000000	322	IN SUNDANCE BIOCLEAN, IN	127.50	JANITORIAL	09/14/2021	4000	-
7430	920	000000	994	JIMMY JOHNS - 1959 - E	129.61	STAFF LUNCH	09/21/2021	1025	-
7450	920	000000	994	JIMMY JOHNS - 1959 - E	47.13	STAFF LUNCH	09/21/2021	1025	-
7460	850	000000	994	JIMMY JOHNS - 1959 - E	58.93	STAFF LUNCH	09/21/2021	1025	-
7430	593	000000	994	KWIK TRIP 47200004721	21.50	GAS-APPRENTICE SCHOOL	09/27/2021	8730	-
7430	594	000000	994	KWIK TRIP 47200004721	21.50	GAS-APPRENTICE SCHOOL	09/27/2021	8730	-
7430	920	000000	894	LA CANTINA LLC	28.62	INTERVIEWEE LUNCH	09/21/2021	1025	-
7450	673	000000	818	LINCOLN CONTRACTORS SUPPL	58.11	UTILITY MARKING PAINT	09/20/2021	8700	-
7460	831	000000	818	LINCOLN CONTRACTORS SUPPL	58.11	UTILITY MARKING PAINT	09/20/2021	8700	-
7430	593	000000	894	MCDONALD'S F10771	3.44	LUNCH-APPRENTICE SCHOOL	09/22/2021	8730	-
7430	594	000000	894	MCDONALD'S F10771	3.44	LUNCH-APPRENTICE SCHOOL	09/22/2021	8730	-
7430	593	000000	894	MCDONALD'S F10771	3.32	LUNCH-APPRENTICE SCHOOL	09/27/2021	8730	-
7430	594	000000	894	MCDONALD'S F10771	3.32	LUNCH-APPRENTICE SCHOOL	09/27/2021	8730	-
7430	593	000000	894	MCDONALD'S F3903	5.24	DINNER-APPRENTICE SCHOOL	09/22/2021	8730	-
7430	594	000000	894	MCDONALD'S F3903	5.24	DINNER-APPRENTICE SCHOOL	09/22/2021	8730	-
7430	593	000000	894	MCDONALD'S F3903	3.14	DINNER-APPRENTICE SCHOOL	09/21/2021	8730	-
7430	594	000000	894	MCDONALD'S F3903	3.15	DINNER-APPRENTICE SCHOOL	09/21/2021	8730	-
7430	932	000000	652	MENARDS JOHNSON CREEK WI	42.99	PLEXIGLASS FOR CSR AREA	09/01/2021	1025	-
7450	675	000000	652	MENARDS MONONA WI	109.18	MISC SUPPLIES FOR REPAIRS	09/20/2021	8700	-
7450	631	000000	652	MENARDS MONONA WI	109.18	MISC SUPPLIES FOR REPAIRS	09/20/2021	8700	-
7450	678	000000	652	MENARDS MONONA WI	109.18	MISC SUPPLIES FOR REPAIRS	09/20/2021	8700	-
7430	921	000000	836	MICROSOFT#G005475445	2.99	STaaS - Azure - Cold Backup Storage	09/20/2021	5250	-
7450	921	000000	836	MICROSOFT#G005475445	1.09	STaaS - Azure - Cold Backup Storage	09/20/2021	5250	-
7460	851	000000	836	MICROSOFT#G005475445	1.37	STaaS - Azure - Cold Backup Storage	09/20/2021	5250	-
7450	346	000000	165	MIDWEST METER - JACKSON	2,284.90	WATER METERS	09/21/2021	7400	-
7450	346	000000	165	MIDWEST METER - JACKSON	820.48	2 INCH METER BODY	09/10/2021	7400	-
7430	921	000000	836	MSFT E0400FLSMZ	78.65	SaaS - o365 - Skype for Business Online II	09/03/2021	5250	-
7450	921	000000	836	MSFT E0400FLSMZ	28.60	SaaS - o365 - Skype for Business Online II	09/03/2021	5250	-
7460	851	000000	836	MSFT E0400FLSMZ	35.75	SaaS - o365 - Skype for Business Online II	09/03/2021	5250	-
7430	921	000000	836	MSFT E0400FMNVC	14.36	SaaS - o365 - Microsoft 365 Apps for Business	09/06/2021	5250	-
7450	921	000000	836	MSFT E0400FMNVC	5.22	SaaS - o365 - Microsoft 365 Apps for Business	09/06/2021	5250	-
7460	851	000000	836	MSFT E0400FMNVC	6.53	SaaS - o365 - Microsoft 365 Apps for Business	09/06/2021	5250	-
7450	642	000000	974	NORTHERN LAKE SERVICE- IN	379.00	SAMPLE ANALYSIS	09/10/2021	7400	-
7430	593	000000	267	OMEGA TECHNOLOGIES INC	644.90	QUICK CHANGE CHUCK	09/27/2021	5200	-
7430	903	000000	419	PAYFLOW/PAYPAL	112.80	Credit card processing - MyAccount Online	09/03/2021	5250	-
7450	903	000000	419	PAYFLOW/PAYPAL	16.11	Credit card processing - MyAccount Online	09/03/2021	5250	-
7460	840	000000	419	PAYFLOW/PAYPAL	24.17	Credit card processing - MyAccount Online	09/03/2021	5250	-
7430	233	001099	419	PAYFLOW/PAYPAL	8.07	Credit card processing - MyAccount Online	09/03/2021	5250	-

Date: Thursday, October 07, 2021

Time: 12:50PM

User: SGUNSOLUS

Stoughton Utilities Posting Preview Report

Select By: {PSSPurchCard.RefNbr} = '0000000133'

Company	Account	Sub	Vendor ID	Merchant	Amount	Description	Post Date	Emp ID	Projec
7430	903	000000	419	PAYFLOW/PAYPAL	86.97	Credit card processing - Desktop and Recurring	09/03/2021	5250	-
7450	903	000000	419	PAYFLOW/PAYPAL	12.42	Credit card processing - Desktop and Recurring	09/03/2021	5250	-
7460	840	000000	419	PAYFLOW/PAYPAL	18.63	Credit card processing - Desktop and Recurring	09/03/2021	5250	-
7430	233	001099	419	PAYFLOW/PAYPAL	6.23	Credit card processing - Desktop and Recurring	09/03/2021	5250	-
7430	926	000000	994	SLATEROCKSA	2,218.26	CLOTHING FOR NEW HIRES	09/24/2021	5200	-
7430	921	000000	352	STAPLS7338560112000001	167.79	Office supplies - Toner	09/03/2021	3680	-
7450	921	000000	352	STAPLS7338560112000001	60.40	Office supplies - Toner	09/03/2021	3680	-
7460	851	000000	352	STAPLS7338560112000001	80.53	Office supplies - Toner	09/03/2021	3680	-
7430	233	001099	352	STAPLS7338560112000001	26.86	Office supplies - Toner	09/03/2021	3680	-
7430	921	000000	352	STAPLS7338854089000001	51.77	Reception and meeting room supplies	09/09/2021	3680	-
7450	921	000000	352	STAPLS7338854089000001	18.82	Reception and meeting room supplies	09/09/2021	3680	-
7460	851	000000	352	STAPLS7338854089000001	23.54	Reception and meeting room supplies	09/09/2021	3680	-
7430	921	000000	352	STAPLS7339759636000001	38.36	General office supplies	09/22/2021	3680	-
7450	921	000000	352	STAPLS7339759636000001	13.80	General office supplies	09/22/2021	3680	-
7460	851	000000	352	STAPLS7339759636000001	18.41	General office supplies	09/22/2021	3680	-
7430	233	001099	352	STAPLS7339759636000001	6.15	General office supplies	09/22/2021	3680	-
7430	593	000000	355	STUART C IRBY	260.00	WASHERS AND BOLT MACH	09/03/2021	4100	-
7430	593	000000	355	STUART C IRBY	72.00	WASHERS	09/03/2021	4100	-
7430	932	000000	355	STUART C IRBY	112.00	PACKOUT ROLLING	09/24/2021	4100	-
7430	232	001099	355	STUART C IRBY	3,963.60	ELECTRIC INVENTORY-IRBY	09/30/2021	4100	-
7430	593	000000	355	STUART C IRBY	210.00	WASHERS	09/30/2021	4100	-
7430	593	000000	355	STUART C IRBY	13.40	WASHERS	09/30/2021	4100	-
7430	593	000000	355	STUART C IRBY	1,545.00	MISC LINE SUPPLIES	09/30/2021	4100	-
7430	593	000000	355	STUART C IRBY	55.50	MACHINE BOLTS	09/30/2021	4100	-
7430	593	000000	355	STUART C IRBY	32.99	MISC LINE SUPPLIES	09/30/2021	4100	-
7430	593	000000	355	STUART C IRBY	627.50	REDUCER AUTO SPLICE	09/30/2021	4100	-
7430	593	000000	355	STUART C IRBY	54.81	WASHERS AND BOLT MACH	09/10/2021	4100	-
7430	593	000000	355	STUART C IRBY	850.00	MISC LINE SUPPLIES	09/21/2021	4100	-
7460	833	000000	164	THE UPS STORE 3617	38.54	SAMPLE DELIVERY	09/08/2021	8200	-
7460	833	000000	994	TRACTOR SUPPLY #2236	16.18	PAINT FOR LAB AND OIL FOR PUMP	09/24/2021	8710	-
7430	933	000000	994	TRACTOR SUPPLY #2236	24.76	PROPANE FOR FORK LIFT	09/13/2021	5275	-
7430	594	000000	994	TRACTOR SUPPLY #2236	12.99	MISC UG SUPPLIES	09/01/2021	5200	-
7450	633	000000	994	TRACTOR SUPPLY #2236	131.42	WELL 5 GENERATOR REPAIR	09/09/2021	8700	-
7430	920	000000	894	TST ROCK N ROLLZ SANDWIC	8.01	LUNCH	09/13/2021	6930	-
7450	642	000000	824	UPS 1Z17Y6230396832480	10.49	Shipping of water samples	09/13/2021	3680	-
7450	642	000000	824	UPS 1Z17Y6230399931091	11.14	Shipping of water samples	09/16/2021	3680	-
7450	642	000000	824	UPS 1ZG194WT0322856690	11.14	Shipping of water samples	09/23/2021	3680	-
7450	332	000000	571	USA BLUE BOOK	1,532.76	REPLACEMENT CHLORINE PUMP	09/14/2021	7400	-
7450	903	000000	824	USPS PO 5679700726	7.38	LSL letter certified postage	09/06/2021	3650	-
7430	143	000001	507	WAL-MART #1176	54.93	Public Power Week event supplies - WPPI Reimbursed.	09/09/2021	3680	-
7430	593	000000	894	WAL-MART #1669	19.68	SNACKS FOR APPRENTICE SCHOOL	09/21/2021	8730	-
7430	594	000000	894	WAL-MART #1669	19.69	SNACKS FOR APPRENTICE SCHOOL	09/21/2021	8730	-
7460	850	000000	537	WISCONSIN WASTEWATER OPER	663.00	WVOA CONFERENCE	09/06/2021	8200	-

Date: Thursday, October 07, 2021

Time: 12:50PM

User: SGUNSOLUS

Stoughton Utilities Posting Preview Report

Select By: {PSSPurchCard.RefNbr} = '0000000133'

Company	Account	Sub	Vendor ID	Merchant	Amount	Description	Post Date	Emp ID	Projec
					Total:	39,232.55			

Date: Monday, December 06, 2021
 Time: 11:31AM
 User: SGUNSOLUS

Stoughton Utilities

Check Register Summary - Standard

Page: 3 of 7
 Report: 03699W.rpt
 Company: 7430

Period: - As of: 12/6/2021

Check Nbr	Type	Date	Amount Paid	Vendor ID / Name	Description
027912	CK	11/3/2021	34,729.94	131 CITY OF STOUGHTON	City-Cattell 20 Contract 3 Ret/City-Cattell 20 Contract 3 Ret/City-Cattell 20 Contract 3 Ret/City Stoton-Sept Health Prem/City Stoton-Sept Health Prem/City Stoton-Sept Health Prem/City Stoton-Sept Health Prem/City Stoton-Sept Health Prem/More...
027913	CK	11/3/2021	550.00	084 HARVEST FARMS, LLC	Harvest Farms-Lot 118/Harvest Farms-Lot 118/Harvest Farms-Lot 118
027914	CK	11/3/2021	28,481.82	131 CITY OF STOUGHTON	City Stoton-Oct C Def Comp/City Stoton-Oct C Def Comp/City Stoton-Oct Retirement/City Stoton-Oct Retirement/City Stoton-Oct C Def Comp/City Stoton-Oct Retirement/City Stoton-Oct Retirement/City Stoton-Oct Retirement/City Stoton-Oct Retirement/More...
027915	CK	11/3/2021	656.40	166 INKWORKS, INC.	Inkworks-Inserts/Inkworks-Inserts/Inkworks-Inserts
027916	CK	11/3/2021	270.00	290 MID-WEST TREE & EXCAVATION, INC	Midwest-Trenching/Midwest-Trenching/Midwest-Trenching
027917	CK	11/3/2021	1,417.06	451 INSIGHT FS	Insights-Fue/Insights-Fue/Insight-Fue/Insight-Fue/Insight-Fue/Insights-Fue/Insights-Fue/Insight-Fue/Insight-Fue/Insights-Fue/Insights-Fue/Insights-Fue/Insights-Fue/Insights-Fue/Insights-Fue/Insights-Fue/Insights-Fue/Insights-Fue/Insights-Fue/Insights-Fue
027918	CK	11/3/2021	214.01	944 DEBRA JUDY	D Judy-Customer Refund/D Judy-Customer Refund/D Judy-Customer Refund/D Judy-Customer Refund/D Judy-Customer Refund/D Judy-Customer Refund/D Judy-Customer Refund/D Judy-Customer Refund/D Judy-Customer Refund/D Judy-Customer Refund/D Judy-Customer Refund/D Judy-Customer Refund+
027919	CK	11/11/2021	195.73	059 PATRICIA MARTIN	P Martin-Customer Refund/P Martin-Customer Refund/P Martin-Customer Refund
027920	CK	11/11/2021	265.14	464 ALICE OR JOHN WATSON	A Watson-Customer Refund/A Watson-Customer Refund/A Watson-Customer Refund/A Watson-Customer Refund/A Watson-Customer Refund/A Watson-Customer Refund/A Watson-Customer Refund
027921	CK	11/11/2021	184.90	739 JOHN DONLON	J Donlon-Customer Refund/J Donlon-Customer Refund/J Donlon-Customer Refund
027922	CK	11/11/2021	148.37	770 MITCHELL WITT	M Witt-Customer Refund/M Witt-Customer Refund/M Witt-Customer Refund

Date: Monday, December 06, 2021
 Time: 11:31AM
 User: SGUNSOLUS

Stoughton Utilities

Check Register Summary - Standard

Page: 5 of 7
 Report: 03699W.rpt
 Company: 7430

Period: - As of: 12/6/2021

Check Nbr	Type	Date	Amount Paid	Vendor ID / Name	Description
027936	CK	11/18/2021	11,684.25	727 GLS UTILITY LLC	GLS - Oct Locates/GLS - Oct Locates/GLS - Oct Locates/GLS - Oct Locates/GLS - Oct Locates/GLS - Oct Locates/GLS - Oct Locates/GLS - Oct Locates/GLS - Oct Locates/GLS - Oct Locates/GLS - Oct Locates
027937	CK	11/18/2021	2,665.00	955 PRE-EMERGENCY PLANNING, LLC	Pre Emer.- Emer Response/Pre Emer.- Emer Response/Pre Emer.- Emer Response
027938	CK	11/30/2021	84.30	110 ANNE WHEELOCK OR ERIK NORIN	A Wheelock-Customer Refund/A Wheelock-Customer Refund/A Wheelock-Customer Refund/A Wheelock-Customer Refund/A Wheelock-Customer Refund/A Wheelock-Customer Refund/A Wheelock-Customer Refund/A Wheelock-Customer Refund/More...
027939	CK	11/30/2021	122.00	591 ANDREW JOHNSON	A Johnson-Customer Refund/A Johnson-Customer Refund/A Johnson-Customer Refund
027940	CK	11/30/2021	220.47	737 DAVID OR KELLY JANDA	D Janda-Customer Refund/D Janda-Customer Refund/D Janda-Customer Refund
027941	CK	11/30/2021	54.10	997 PATRICIA LISTOL C/O BETTY LARUM	P Listol-Customer Refund/P Listol-Customer Refund/P Listol-Customer Refund
027942	CK	11/30/2021	1,650.00	084 HARVEST FARMS, LLC	Harvest Farms-Lots 112 - 114/Harvest Farms-Lots 112 - 114/Harvest Farms-Lot 115/Harvest Farms-Lot 115/Harvest Farms-Lots 112 - 114/Harvest Farms-Lot 115
027943	CK	11/30/2021	58,884.82	131 CITY OF STOUGHTON	City Stoton-Stormwater/City Stoton-Stormwater/City Stoton-Stormwater
027944	CK	11/30/2021	1,382.60	496 A.C. ENGINEERING COMPANY	A.C. Eng-Troubleshoot/A.C. Eng-Troubleshoot/A.C. Eng-Troubleshoot
027945	CK	11/30/2021	195.00	584 VINING SPARKS IBG, L.P.	Vining Sparks-Safekeeping/Vining Sparks-Safekeeping/Vining Sparks-Safekeeping
027946	CK	11/30/2021	548.21	781 DUNKIRK WATER POWER CO LLC	Dunkirk-Customer Refund/Dunkirk-Customer Refund/Dunkirk-Customer Refund
027947	CK	11/30/2021	82.84	066 SAMATHA GJERMO	S Gjermo-Customer Refund/S Gjermo-Customer Refund/S Gjermo-Customer Refund

Date: Monday, December 06, 2021
 Time: 11:31AM
 User: SGUNSOLUS

Stoughton Utilities
Check Register Summary - Standard

Page: 6 of 7
 Report: 03699W.rpt
 Company: 7430

Period: - As of: 12/6/2021

Check Nbr	Type	Date	Amount Paid	Vendor ID / Name	Description
027948	CK	11/30/2021	94.48	285 MARY THEOBALD	M Theobald-Customer Refund/M Theobald-Customer Refund/M Theobald-Customer Refund
027949	CK	11/30/2021	64.26	367 JESSICA MILLER OR DANNY WOHLFERT	J Miller-Customer Refund/J Miller-Customer Refund/J Miller-Customer Refund/J Miller-Customer Refund/J Miller-Customer Refund/J Miller-Customer Refund/J Miller-Customer Refund+
027950	CK	11/30/2021	607.83	522 PAMELA JOHNSON	P Johnson-Customer Refund/P Johnson-Customer Refund/P Johnson-Customer Refund/P Johnson-Customer Refund/P Johnson-Customer Refund/P Johnson-Customer Refund/P Johnson-Customer Refund/More...
027951	CK	11/30/2021	272.25	692 CHRISTOPHER OR MICHELLE SIPE	C Sipe-Customer Refund/C Sipe-Customer Refund/C Sipe-Customer Refund
027952	CK	11/30/2021	44,198.88	131 CITY OF STOUGHTON	City Stoton-Oct Health Ins/City Stoton-Oct Health Ins/City Stoton-Oct Health Ins/City Stoton-Retainage/City Stoton-Retainage/City Stoton-Retainage/City Stoton-Retainage/City Stoton-Retainage/City Stoton-Retainage/City Stoton-Oct Health Ins/More...
102078	CK	11/1/2021	5,632.64	603 SEERA-WIPFLI LLP	Seera-CTC Funds/Seera-CTC Funds/Seera-CTC Funds
102079	CK	11/1/2021	997.29	718 CGC, INC.	CGC-Water Svc Replacement/CGC-Water Svc Replacement/CGC-Water Svc Replacement
102080	CK	11/1/2021	300.00	731 NORTH SHORE BANK FSB-DEFERRED COMP.	N Shore Bk-Oct C Def Comp/N Shore Bk-Oct C Def Comp/N Shore Bk-Oct C Def Comp
102081	CK	11/1/2021	6,100.00	995 MEUW	MEUW-Safety School/MEUW-Safety School/MEUW-Safety School/MEUW-Safety School/MEUW-Safety School/MEUW-Safety School/MEUW-Safety School/MEUW-Safety School
102082	CK	11/11/2021	562.50	157 FORSTER ELEC. ENG., INC.	Forster-Make Ready/Forster-Make Ready/Forster-Make Ready
102083	CK	11/11/2021	300.00	731 NORTH SHORE BANK FSB-DEFERRED COMP.	N Shore Bk-Nov A Def Comp/N Shore Bk-Nov A Def Comp/N Shore Bk-Nov A Def Comp

Date: Monday, December 06, 2021
Time: 11:31AM
User: SGUNSOLUS

Stoughton Utilities
Check Register Summary - Standard

Page: 7 of 7
Report: 03699W.rpt
Company: 7430

Period: - As of: 12/6/2021

Check Nbr	Type	Date	Amount Paid	Vendor ID / Name	Description
102084	CK	11/29/2021	62.18	151 AUSTIN SIELING	A Sieling-Reimb/A Sieling-Reimb/A Sieling-Reimb
102085	CK	11/29/2021	5,555.34	603 SEERA-WIPFLI LLP	SEERA-CTC funds/SEERA-CTC funds/SEERA-CTC funds
102086	CK	11/29/2021	300.00	731 NORTH SHORE BANK FSB-DEFERRED COMP.	N Shore Bk-Nov B Def Comp/N Shore Bk-Nov B Def Comp/N Shore Bk-Nov B Def Comp
Company Total			2,216,002.15		

Date: Wednesday, November 10, 2021

Time: 12:54PM

User: SGUNSOLUS

Stoughton Utilities Posting Preview Report

Select By: {PSSPurchCard.RefNbr} = '0000000134'

Company	Account	Sub	Vendor ID	Merchant	Amount	Description	Post Date	Emp ID	Projec
Import ID: 009010		Import # : 0000000134							
7430	921	000000	096	ADOBE INC	88.14	SaaS - Adobe Cloud for Teams Apps	10/07/2021	5250	-
7450	921	000000	096	ADOBE INC	32.05	SaaS - Adobe Cloud for Teams Apps	10/07/2021	5250	-
7460	851	000000	096	ADOBE INC	40.08	SaaS - Adobe Cloud for Teams Apps	10/07/2021	5250	-
7430	143	000001	422	AMAZON.COM 277Y38WG0	399.00	Public Power Week - WPPI Reimbursed - Customer Daily Grand Prize	10/18/2021	3680	-
7430	143	000001	422	AMAZON.COM 2C4SZ0YL2 AMZN	349.00	Public Power Week - WPPI Reimbursed - Customer Daily Grand Prize	10/08/2021	3680	-
7430	594	000000	422	AMAZON.COM 2C7PH26X0 AMZN	102.81	TOWELS AND KLEENGUARD	10/04/2021	4100	-
7430	921	000000	422	AMAZON.COM R18NS23E3	137.49	Kitchen and conference room supplies - Replacement Keurig	10/28/2021	3680	-
7450	921	000000	422	AMAZON.COM R18NS23E3	49.99	Kitchen and conference room supplies - Replacement Keurig	10/28/2021	3680	-
7460	851	000000	422	AMAZON.COM R18NS23E3	62.51	Kitchen and conference room supplies - Replacement Keurig	10/28/2021	3680	-
7430	594	000000	422	AMZN MKTP US 2702N0O52	33.76	STERN MOUNT THERMAL PHOTOCONTROL	10/11/2021	5200	-
7430	143	000001	422	AMZN MKTP US 272718NP0	436.04	Public Power Week - WPPI Reimbursed - Customer Daily Grand Prize	10/07/2021	3680	-
7430	921	000000	422	AMZN MKTP US 272TS9QY0	77.00	Redundant power supply - SUWWTPDR1	10/13/2021	5250	-
7450	921	000000	422	AMZN MKTP US 272TS9QY0	28.00	Redundant power supply - SUWWTPDR1	10/13/2021	5250	-
7460	851	000000	422	AMZN MKTP US 272TS9QY0	35.00	Redundant power supply - SUWWTPDR1	10/13/2021	5250	-
7430	594	000000	422	AMZN MKTP US 277JG3JY0	342.16	ZYKLOP RATCHET	10/08/2021	5200	-
7430	921	000000	422	AMZN MKTP US 279K08J10	68.39	Mobile device vehicle mount - Electric	10/08/2021	5250	-
7430	593	000000	422	AMZN MKTP US 279LF7BQ1	10.49	MASKS	10/11/2021	5200	-
7430	594	000000	422	AMZN MKTP US 279LF7BQ1	10.49	MASKS	10/11/2021	5200	-
7430	932	000000	422	AMZN MKTP US 279YA4Q12 AM	16.46	AMERICAN FLAG	10/18/2021	4100	-
7450	932	000000	422	AMZN MKTP US 279YA4Q12 AM	5.98	AMERICAN FLAG	10/18/2021	4100	-
7460	834	000000	422	AMZN MKTP US 279YA4Q12 AM	7.50	AMERICAN FLAG	10/18/2021	4100	-
7430	594	000000	422	AMZN MKTP US 2Y4P64OR2	296.74	HYGROUND CONNECTORS	10/20/2021	5200	-
7430	921	000000	810	APPLE.COM/BILL	0.99	STaaS - Apple - Employee Mobile Device - BSime	10/25/2021	5250	-
7450	932	000000	108	ASLESON'S TRUE VALUE HDW	10.98	CHAIR COVERINGS	10/08/2021	7400	-
7460	833	000000	108	ASLESON'S TRUE VALUE HDW	18.48	MISC	10/01/2021	8710	-
7460	834	000000	108	ASLESON'S TRUE VALUE HDW	23.56	KEROSENE FOR PRESSURE WASHER	10/21/2021	8710	-
7460	833	000000	108	ASLESON'S TRUE VALUE HDW	8.29	HEAT EXCHANGER GASKET	10/06/2021	8200	-
7460	833	000000	108	ASLESON'S TRUE VALUE HDW	26.43	EXHAUST FAN BELTS	10/14/2021	8200	-
7430	920	000000	108	ASLESON'S TRUE VALUE HDW	3.14	MISC	10/07/2021	1025	-
7460	834	000000	108	ASLESONS TRUE VALUE HARDW	34.99	DRAIN KING TO UNCLOG FLOOR DRAIN	10/29/2021	8200	-
7450	932	000000	108	ASLESONS TRUE VALUE HARDW	5.99	ROOF REPAIR	10/29/2021	7400	-
7430	597	000000	108	ASLESONS TRUE VALUE HARDW	16.48	SCREWS AND TIP EXTENSION	10/29/2021	5275	-
7430	391	000000	604	CDW GOVT #L903101	3,563.59	Storage Server - WWTP DR	10/11/2021	5250	-
7450	391	000000	604	CDW GOVT #L903101	1,295.85	Storage Server - WWTP DR	10/11/2021	5250	-
7460	391	000000	604	CDW GOVT #L903101	1,619.83	Storage Server - WWTP DR	10/11/2021	5250	-
7430	921	000000	604	CDW GOVT #M233650	784.36	Software licensing - Acronis Access - Annual maintenance plus 4 users	10/18/2021	5250	-
7450	921	000000	604	CDW GOVT #M233650	285.22	Software licensing - Acronis Access - Annual maintenance plus 4 users	10/18/2021	5250	-
7460	851	000000	604	CDW GOVT #M233650	356.54	Software licensing - Acronis Access - Annual maintenance plus 4 users	10/18/2021	5250	-
7430	921	000000	604	CDW GOVT #M245910	777.08	Network switch - Tech Ops Staging	10/18/2021	5250	-
7450	921	000000	604	CDW GOVT #M245910	282.57	Network switch - Tech Ops Staging	10/18/2021	5250	-
7460	851	000000	604	CDW GOVT #M245910	353.24	Network switch - Tech Ops Staging	10/18/2021	5250	-
7430	593	000000	894	CHILI'S MASON STREET #17	7.79	APPRENTICE SCHOOL - LUNCH	10/13/2021	6830	-

Date: Wednesday, November 10, 2021

Time: 12:54PM

User: SGUNSOLUS

Stoughton Utilities Posting Preview Report

Select By: {PSSPurchCard.RefNbr} = '0000000134'

Company	Account	Sub	Vendor ID	Merchant	Amount	Description	Post Date	Emp ID	Projec
7430	594	000000	894	CHILI'S MASON STREET #17	7.80	APPRENTICE SCHOOL - LUNCH	10/13/2021	6830	-
7430	926	000000	809	CINTAS CORP	59.73	UNIFORM CLEANING	10/25/2021	1025	-
7450	926	000000	809	CINTAS CORP	22.86	UNIFORM CLEANING	10/25/2021	1025	-
7460	854	000000	809	CINTAS CORP	15.24	UNIFORM CLEANING	10/25/2021	1025	-
7430	926	000000	809	CINTAS CORP	76.32	UNIFORM CLEANING	10/04/2021	1025	-
7450	926	000000	809	CINTAS CORP	22.86	UNIFORM CLEANING	10/04/2021	1025	-
7460	854	000000	809	CINTAS CORP	15.24	UNIFORM CLEANING	10/04/2021	1025	-
7430	926	000000	809	CINTAS CORP	59.73	UNIFORM CLEANING	10/11/2021	1025	-
7450	926	000000	809	CINTAS CORP	22.86	UNIFORM CLEANING	10/11/2021	1025	-
7460	854	000000	809	CINTAS CORP	15.24	UNIFORM CLEANING	10/11/2021	1025	-
7430	926	000000	809	CINTAS CORP	69.23	UNIFORM CLEANING	10/18/2021	1025	-
7450	926	000000	809	CINTAS CORP	22.86	UNIFORM CLEANING	10/18/2021	1025	-
7460	854	000000	809	CINTAS CORP	15.24	UNIFORM CLEANING	10/18/2021	1025	-
7430	232	001099	134	CRESCENT ELECTRIC 087	11,805.00	ELECTRIC INVENTORY-CRESCENT	10/12/2021	4100	-
7430	232	001099	134	CRESCENT ELECTRIC 087	2,691.04	ELECTRIC INVENTORY-CRESCENT	10/15/2021	4100	-
7430	930	000000		DRI CRUCIAL	168.28	RAM Upgrades - 2021 workstations	10/14/2021	5250	-
7450	930	000000		DRI CRUCIAL	61.19	RAM Upgrades - 2021 workstations	10/14/2021	5250	-
7460	930	000000		DRI CRUCIAL	76.50	RAM Upgrades - 2021 workstations	10/14/2021	5250	-
7450	920	000000	994	DUNKIN #356987	113.88	LSL EVENT	10/22/2021	1025	-
7430	930	000000		EQUIPMENT DEPOT MILWAUKE	69.00	FORK LIFT MAINT	10/20/2021	4100	-
7430	926	000000	994	FRSAFETY.COM	565.44	CLOTHING	10/06/2021	5200	-
7430	926	000000	994	FRSAFETY.COM	-85.39	RETURNED CLOTHING	10/11/2021	5200	-
7430	593	000000	377	GENERAL COMMUNICATIONS, I	192.50	PORTABLE RADIO BATTERIES	10/21/2021	4000	-
7430	594	000000	377	GENERAL COMMUNICATIONS, I	192.50	PORTABLE RADIO BATTERIES	10/21/2021	4000	-
7450	921	000000	994	HOBBY LOBBY #394	42.19	Final LSL Ceremony - Supplies	10/20/2021	3680	-
7450	921	000000	994	HOBBY-LOBBY #598	0.76	Final LSL Ceremony - Supplies	10/21/2021	3680	-
7450	107.14	000000	354	HYDRO DESIGNS	791.00	CROSS CONNECTIONS	10/01/2021	7400	210905XX - 1
7460	833	000000	588	IN L.V. LABORATORIES LLC	1,478.50	SEPT LAB FEES	10/12/2021	8200	-
7460	930	000000		IN LOCKS AND UNLOCKS, IN	109.24	DOOR LOCK REPAIR	10/05/2021	8200	-
7430	932	000000	322	IN SUNDANCE BIOCLEAN, IN	280.50	JANITORIAL	10/14/2021	4000	-
7450	932	000000	322	IN SUNDANCE BIOCLEAN, IN	102.00	JANITORIAL	10/14/2021	4000	-
7460	834	000000	322	IN SUNDANCE BIOCLEAN, IN	127.50	JANITORIAL	10/14/2021	4000	-
7460	834	000000	169	JEFFERSON FIRE & SAFETY	190.15	FIRE EXTINGUISHER TESTING	10/07/2021	8200	-
7430	932	000000	169	JEFFERSON FIRE & SAFETY	223.35	FIRE EXTINGUISHER INSPECTION	10/06/2021	4100	-
7450	932	000000	169	JEFFERSON FIRE & SAFETY	81.22	FIRE EXTINGUISHER INSPECTION	10/06/2021	4100	-
7460	834	000000	169	JEFFERSON FIRE & SAFETY	101.53	FIRE EXTINGUISHER INSPECTION	10/06/2021	4100	-
7450	920	000000	994	JIMMY JOHNS - 1959 - E	77.43	WATER-WASTEWATER LUNCH	10/19/2021	1025	-
7460	850	000000	994	JIMMY JOHNS - 1959 - E	77.43	WATER-WASTEWATER LUNCH	10/19/2021	1025	-
7430	593	000000	994	KWIK TRIP 73900007393	17.91	GAS FOR CHAINSAW	10/11/2021	6930	-
7450	921	000000	994	MICHAELS STORES 3761	20.02	Final LSL Ceremony - Supplies	10/20/2021	3680	-
7430	921	000000	836	MICROSOFT#G006048783	1.96	STaaS - Azure - Cold Backup Storage	10/19/2021	5250	-
7450	921	000000	836	MICROSOFT#G006048783	0.71	STaaS - Azure - Cold Backup Storage	10/19/2021	5250	-
7460	851	000000	836	MICROSOFT#G006048783	0.91	STaaS - Azure - Cold Backup Storage	10/19/2021	5250	-
7430	921	000000	836	MSFT E0400FXWY4	78.65	SaaS - o365 - Skype for Business Online II	10/04/2021	5250	-

Date: Wednesday, November 10, 2021

Time: 12:54PM

User: SGUNSOLUS

Stoughton Utilities Posting Preview Report

Select By: {PSSPurchCard.RefNbr} = '0000000134'

Company	Account	Sub	Vendor ID	Merchant	Amount	Description	Post Date	Emp ID	Projec
7450	921	000000	836	MSFT E0400FXWY4	28.60	SaaS - o365 - Skype for Business Online II	10/04/2021	5250	-
7460	851	000000	836	MSFT E0400FXWY4	35.75	SaaS - o365 - Skype for Business Online II	10/04/2021	5250	-
7430	921	000000	836	MSFT E0400FYHG6	13.75	SaaS - o365 - Visio	10/05/2021	5250	-
7450	921	000000	836	MSFT E0400FYHG6	5.00	SaaS - o365 - Visio	10/05/2021	5250	-
7460	851	000000	836	MSFT E0400FYHG6	6.25	SaaS - o365 - Visio	10/05/2021	5250	-
7430	921	000000	836	MSFT E0400FYIOQ	16.50	SaaS - o365 - Project	10/05/2021	5250	-
7450	921	000000	836	MSFT E0400FYIOQ	6.00	SaaS - o365 - Project	10/05/2021	5250	-
7460	851	000000	836	MSFT E0400FYIOQ	7.50	SaaS - o365 - Project	10/05/2021	5250	-
7430	921	000000	836	MSFT E0400FYS4Q	14.36	SaaS - o365 - Microsoft 365 Apps for Business	10/05/2021	5250	-
7450	921	000000	836	MSFT E0400FYS4Q	5.22	SaaS - o365 - Microsoft 365 Apps for Business	10/05/2021	5250	-
7460	851	000000	836	MSFT E0400FYS4Q	6.53	SaaS - o365 - Microsoft 365 Apps for Business	10/05/2021	5250	-
7430	903	000000	419	PAYFLOW/PAYPAL	90.12	Credit card processing - Desktop and Recurring	10/05/2021	5250	-
7450	903	000000	419	PAYFLOW/PAYPAL	12.87	Credit card processing - Desktop and Recurring	10/05/2021	5250	-
7460	840	000000	419	PAYFLOW/PAYPAL	19.31	Credit card processing - Desktop and Recurring	10/05/2021	5250	-
7430	233	001099	419	PAYFLOW/PAYPAL	6.45	Credit card processing - Desktop and Recurring	10/05/2021	5250	-
7430	903	000000	419	PAYFLOW/PAYPAL	120.64	Credit card processing - MyAccount Online	10/05/2021	5250	-
7450	903	000000	419	PAYFLOW/PAYPAL	17.23	Credit card processing - MyAccount Online	10/05/2021	5250	-
7460	840	000000	419	PAYFLOW/PAYPAL	25.85	Credit card processing - MyAccount Online	10/05/2021	5250	-
7430	233	001099	419	PAYFLOW/PAYPAL	8.63	Credit card processing - MyAccount Online	10/05/2021	5250	-
7430	920	000000	994	PIZZA PIT - STOUGHTON	44.91	LUNCH	10/05/2021	1025	-
7430	593	000000	894	RADISSON HOTEL	318.00	APPRENTICE SCHOOL - HOTEL	10/15/2021	6830	-
7430	594	000000	894	RADISSON HOTEL	318.00	APPRENTICE SCHOOL - HOTEL	10/15/2021	6830	-
7460	850	000000	894	RADISSON HOTELS	318.00	ROOM FOR WWOA CONFERENCE	10/11/2021	8200	-
7460	850	000000	894	RADISSON HOTELS	159.00	ROOM FOR WWOA CONFERENCE	10/11/2021	8200	-
7460	850	000000	894	RADISSON HOTELS	318.00	ROOM FOR WWOA CONFERENCE	10/11/2021	8200	-
7450	926	000000	578	SHOE BOX	156.60	WORK BOOTS	10/11/2021	8700	-
7460	833	000000	937	SPEE-DEE DELIVERY SERVICE	19.09	SAMPLE DELIVERY	10/25/2021	8300	-
7450	921	000000	601	SQ FOSDAL HOME BAKERY	58.50	Final LSL Ceremony - Supplies	10/22/2021	3680	-
7430	921	000000	352	STAPLS7340932438000001	48.16	General office supplies	10/07/2021	3680	-
7450	921	000000	352	STAPLS7340932438000001	17.33	General office supplies	10/07/2021	3680	-
7460	851	000000	352	STAPLS7340932438000001	23.11	General office supplies	10/07/2021	3680	-
7430	233	001099	352	STAPLS7340932438000001	7.72	General office supplies	10/07/2021	3680	-
7430	921	000000	352	STAPLS7340933113000001	20.66	Kitchen and conference room supplies	10/07/2021	3680	-
7450	921	000000	352	STAPLS7340933113000001	7.51	Kitchen and conference room supplies	10/07/2021	3680	-
7460	851	000000	352	STAPLS7340933113000001	9.40	Kitchen and conference room supplies	10/07/2021	3680	-
7430	593	000000	436	STOUGHTON LUMBER CO	123.06	POLE SAW REPAIR	10/04/2021	8730	-
7450	633	000000	436	STOUGHTON LUMBER CO	56.31	AIR VENT PIPING FOR WELL 4	10/19/2021	8700	-
7450	675	000000	436	STOUGHTON LUMBER CO	29.00	LATHE FOR NO PARKING SIGNS	10/20/2021	8700	-
7430	593	000000	355	STUART C IRBY	375.30	8 FOOT SLING	10/05/2021	4100	-
7430	593	000000	355	STUART C IRBY	20.07	REDUCER AUTO SPLICE	10/05/2021	4100	-
7430	593	000000	355	STUART C IRBY	24.27	8 FOOT SLING	10/06/2021	4100	-
7430	232	001099	355	STUART C IRBY	724.10	ELECTRIC INVENTORY-IRBY	10/12/2021	4100	-
7430	932	000000	355	STUART C IRBY	394.00	LED LIGHTS, AND FLOOD LIGHTS	10/14/2021	4100	-
7430	593	000000	355	STUART C IRBY	445.00	PRUNING SAW MATERIALS	10/14/2021	4100	-

Date: Wednesday, November 10, 2021

Time: 12:54PM

User: SGUNSOLUS

Stoughton Utilities Posting Preview Report

Select By: {PSSPurchCard.RefNbr} = '0000000134'

Company	Account	Sub	Vendor ID	Merchant	Amount	Description	Post Date	Emp ID	Projec
7430	593	000000	355	STUART C IRBY	110.00	STAPLE STICK	10/14/2021	4100	-
7430	594	000000	355	STUART C IRBY	375.00	COMPRESSION TAB CONNECTOR	10/18/2021	4100	-
7430	932	000000	355	STUART C IRBY	875.00	REMOTE LIGHT KIT	10/18/2021	4100	-
7430	232	001099	355	STUART C IRBY	86.90	ELECTRIC INVENTORY-IRBY	10/21/2021	4100	-
7430	932	000000	355	STUART C IRBY	11.23	REMOTE LIGHT KIT	10/21/2021	4100	-
7430	594	000000	355	STUART C IRBY	8.53	COMPRESSION TAP CONNECTOR	10/21/2021	4100	-
7430	232	001099	355	STUART C IRBY	7.34	ELECTRIC INVENTORY-IRBY	10/28/2021	4100	-
7430	594	000000	355	STUART C IRBY	375.00	4 INCH BALLS	10/29/2021	4100	-
7430	593	000000	355	STUART C IRBY	180.00	MISC TOOL	10/18/2021	4100	-
7430	594	000000	355	STUART C IRBY	180.00	MISC TOOL	10/18/2021	4100	-
7430	593	000000	355	STUART C IRBY	-850.00	RETURN ITEMS	10/13/2021	4100	-
7460	833	000000	971	SUPPLYHOUSE.COM	423.04	LOW PRESSURE ON-OFF SWITCH	10/01/2021	8200	-
7430	933	000000	994	TRACTOR SUPPLY #2236	26.95	PROPANE FOR FORK LIFT	10/20/2021	5275	-
7430	593	000000	894	TST ANDUZZI'S SPORTS CLU	8.42	APPRENTICE SCHOOL - DINNER	10/14/2021	6830	-
7430	594	000000	894	TST ANDUZZI'S SPORTS CLU	8.43	APPRENTICE SCHOOL - DINNER	10/14/2021	6830	-
7460	850	000000	894	TST BUZZARD BILLY'S LACR	58.30	WOAA LUNCH	10/11/2021	1025	-
7450	642	000000	824	UPS 1Z17Y6230393050491	11.14	Shipping of water samples to lab	10/28/2021	3680	-
7450	642	000000	824	UPS 1Z17Y6230394381284	11.14	Shipping of water samples to lab	10/21/2021	3680	-
7450	642	000000	824	UPS 1Z17Y6230394973877	11.14	Shipping of water samples to lab	10/14/2021	3680	-
7450	642	000000	824	UPS 1ZG194WT0337063705	11.14	Shipping of water samples to lab	10/07/2021	3680	-
7430	903	000000	954	VOICESHOT LLC	50.00	Customer automated outbound calling - Funds refill	10/21/2021	3670	-
7450	903	000000	954	VOICESHOT LLC	18.00	Customer automated outbound calling - Funds refill	10/21/2021	3670	-
7460	840	000000	954	VOICESHOT LLC	24.00	Customer automated outbound calling - Funds refill	10/21/2021	3670	-
7430	233	001099	954	VOICESHOT LLC	8.00	Customer automated outbound calling - Funds refill	10/21/2021	3670	-
7430	143	000001	507	WAL-MART #1176	6.30	Public Power Week - WPPI Reimbursed - Supplies	10/04/2021	3680	-
7460	834	000000	507	WAL-MART #1176	32.58	TP AND DETERGENT	10/28/2021	8200	-
7450	642	000000	675	WI STATE HYGIENE LAB	26.00	FLUORIDE SAMPLING	10/20/2021	7400	-
7450	642	000000	675	WI STATE HYGIENE LAB	26.00	FLUORIDE SAMPLING	10/20/2021	7400	-
Total:					38,783.83				

Stoughton Utilities

Financial Summary

August 2021 YTD

Overall Summary:

YTD 2021 operating income was \$1,149,000, up \$322,000 from 2020. Electric accounts for 80% of the increase in operating income from 2020, while Water and Wastewater account for 3% and 17%, respectively.

Electric Summary:

2021 operating income was \$581,000. 2021 operating revenues were \$364,000, or 3.6% higher than 2020. Kilowatt-hour sales YTD were 2.17% higher than 2020. Purchase power costs were up \$63,000, or 0.8%, from last year. Non-power operating expenses were up \$42,000 from the prior year.

The rate of return was 3.91% compared to 2.41% for YTD 2020. Unrestricted cash balances were \$5.6 million (4.3 months of sales).

Water Summary:

Operating income YTD was \$312,000, up \$7,000 from 2020 YTD. Operating revenues were up \$49,000, or 3.1%, from prior YTD 2020, which was mainly due to total gallons sold YTD being 1.5% higher than 2020 as well as the implementation of the simplified rate increase on June 1, 2021.

The rate of return was 2.75% compared to 2.57% for YTD 2020. Unrestricted cash balances are \$47,000 (0.2 months of sales).

Wastewater Summary:

2021 YTD operating income was \$255,000, up \$56,000 from 2020. 2021 operating revenue was up \$53,000, or 3.8% from 2020. This is mainly the result of increased revenues from the 2020 rate increase and relatively stable sales.

Operating expenses were down \$2,000, or 0.2%, from 2020. Unrestricted cash balances were \$1.0 million (5.7 months of sales).

Submitted by:
Jamin Friedl

STOUGHTON UTILITIES

Balance Sheets

As of August 31, 2021

	<u>Electric</u>	<u>Water</u>	<u>Wastewater</u>	<u>Combined</u>
Assets				
Cash & Investments	\$ 6,843,808	\$ 980,038	\$ 2,469,938	\$ 10,293,784
Customer A/R	2,086,562	230,801	231,914	2,549,277
Other A/R	494,346	-	-	494,346
Other Assets	1,241,682	294,475	171,706	1,707,863
Plant in Service	31,239,814	17,379,943	32,512,907	81,132,665
Accumulated Depreciation	(16,055,087)	(6,106,447)	(13,466,029)	(35,627,563)
Plant in Service - CIAC	5,995,307	7,962,587	-	13,957,894
Accumulated Depreciation-CIAC	(2,052,849)	(2,492,383)	-	(4,545,232)
Construction Work in Progress	604,019	1,315,744	9,341	1,929,104
GASB 68 Deferred Outflow	1,000,371	344,049	412,751	1,757,171
Total Assets	<u>\$ 31,397,973</u>	<u>\$ 19,908,807</u>	<u>\$ 22,342,528</u>	<u>\$ 73,649,308</u>
Liabilities + Net Assets				
Accounts Payable	\$ 1,456,703	\$ 64,689	\$ 45,032	\$ 1,566,424
Payable to City of Stoughton	372,315	298,664	-	670,979
Interest Accrued	30,365	24,198	27,483	82,046
Other Liabilities	603,456	104,908	112,235	820,599
Long-Term Debt	3,143,098	3,217,973	3,283,295	9,644,366
Net Assets	24,618,380	15,799,619	18,466,832	58,884,831
GASB 68 Deferred Inflow	1,173,656	398,757	407,651	1,980,064
Total Liabilities + Net Assets	<u>\$ 31,397,973</u>	<u>\$ 19,908,807</u>	<u>\$ 22,342,528</u>	<u>\$ 73,649,308</u>

STOUGHTON UTILITIES

Year-to-Date Combined Income Statement

August 31, 2021

	Electric	Water	Wastewater	Total
<i>Operating Revenue:</i>				
Sales	\$ 10,372,096	\$ 1,567,095	\$ 1,440,917	\$ 13,380,108
Other	122,480	50,032	24,530	197,042
<i>Total Operating Revenue:</i>	\$ 10,494,577	\$ 1,617,127	\$ 1,465,447	\$ 13,577,151
<i>Operating Expense:</i>				
Purchased Power	7,623,320	-	-	7,623,320
Expenses (Including Taxes)	1,156,631	669,578	663,666	2,489,875
PILOT	314,000	298,664	-	612,664
Depreciation	819,336	336,496	546,664	1,702,496
<i>Total Operating Expense:</i>	\$ 9,913,287	\$ 1,304,738	\$ 1,210,330	\$ 12,428,355
<i>Operating Income</i>	\$ 581,290	\$ 312,389	\$ 255,116	\$ 1,148,795
Non-Operating Income	1,856,368	10,956	40,842	1,908,166
Non-Operating Expense	(104,720)	(51,795)	(58,656)	(215,171)
<i>Net Income</i>	\$ 2,332,938	\$ 271,550	\$ 237,303	\$ 2,841,790

STOUGHTON UTILITIES

Year-to-Date Combined Income Statement

August 31, 2020

	Electric	Water	Wastewater	Total
<i>Operating Revenue:</i>				
Sales	\$ 10,011,811	\$ 1,521,759	\$ 1,319,216	\$ 12,852,785
Other	118,806	46,191	92,825	257,822
<i>Total Operating Revenue:</i>	\$ 10,130,616	\$ 1,567,950	\$ 1,412,041	\$ 13,110,607
<i>Operating Expense:</i>				
Purchased Power	7,560,541	-	-	7,560,541
Expenses (Including Taxes)	1,148,014	631,622	639,441	2,419,076
PILOT	306,664	292,000	-	598,664
Depreciation	793,200	339,176	573,336	1,705,712
<i>Total Operating Expense:</i>	\$ 9,808,418	\$ 1,262,798	\$ 1,212,777	\$ 12,283,993
<i>Operating Income</i>	\$ 322,198	\$ 305,152	\$ 199,264	\$ 826,615
Non-Operating Income	290,635	28,174	115,554	434,362
Non-Operating Expense	(102,015)	(30,664)	(74,000)	(206,679)
<i>Net Income</i>	\$ 510,818	\$ 302,662	\$ 240,818	\$ 1,054,298

STOUGHTON UTILITIES
Cash and Investments Summary
As of August 31, 2021

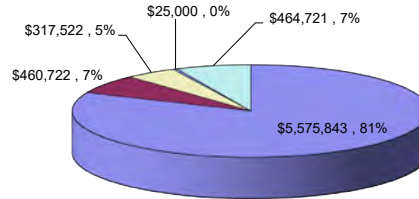
Electric

August 2021

Unrestricted (4.3 months sales)	\$	5,575,843
Bond Reserve	\$	460,722
Redemption Fund (P&I)	\$	317,522
Depreciation	\$	25,000
Designated	\$	464,721
Total	\$	6,843,808

Electric Cash - August 2021

■ Unrestricted (4.3 months sales)
 ■ Bond Reserve
 ■ Redemption Fund (P&I)
 ■ Depreciation
 ■ Designated



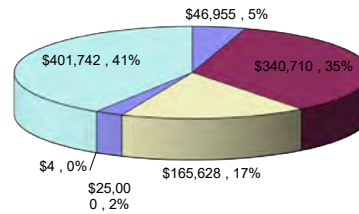
Water

August 2021

Unrestricted (0.2 months sales)	\$	46,955
Bond Reserve	\$	340,710
Redemption Fund (P&I)	\$	165,628
Depreciation	\$	25,000
Construction	\$	4
Designated	\$	401,742
Total	\$	980,039

Water Cash - August 2021

■ Unrestricted (0.2 months sales)
 ■ Bond Reserve
 ■ Redemption Fund (P&I)
 ■ Depreciation
 ■ Construction
 ■ Designated



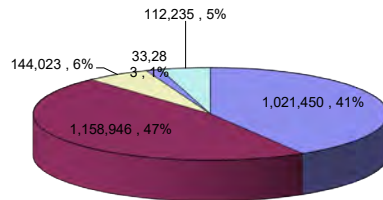
Wastewater

August 2021

Unrestricted (5.7 months sales)		1,021,450
DNR Replacement		1,158,946
Redemption Fund (P&I)		144,023
Depreciation		33,283
Designated		112,235
Total		2,469,937

Wastewater Cash - August 2021

■ Unrestricted (5.7 months sales)
 ■ DNR Replacement
 ■ Redemption Fund (P&I)
 ■ Depreciation
 ■ Designated



STOUGHTON UTILITIES

Rate of Return

Year-to-Date August 31, 2021

	<u>Electric</u>	<u>Water</u>
Operating Income (Regulatory)	\$ 581,290	\$ 312,389
Average Utility Plant in Service	30,743,020	17,264,282
Average Accumulated Depreciation	(15,475,289)	(5,844,860)
Average Materials and Supplies	422,033	44,409
Average Regulatory Liability	(55,404)	(85,574)
Average Customer Advances	(754,664)	(2,500)
Average Net Rate Base	\$ 14,879,697	\$ 11,375,757
August 2021 Rate of Return	3.91%	2.75%
August 2020 Rate of Return	2.41%	2.57%
December 2020 Rate of Return	5.16%	4.20%
Authorized Rate of Return	4.90%	5.00%

Stoughton Utilities

Financial Summary

September 2021 YTD

Overall Summary:

YTD 2021 operating income was \$1,356,000, up \$355,000 from 2020. Electric accounts for 60% of the increase in operating income from 2020, while Water and Wastewater account for 16% and 24%, respectively.

Electric Summary:

2021 operating income was \$669,000. 2021 operating revenues were \$559,000, or 4.9% higher than 2020. Kilowatt-hour sales YTD were 2.8% higher than 2020. Purchase power costs were up \$400,000, or 4.8%, from last year. Non-power operating expenses were down \$57,000 from the prior year.

The rate of return was 4.51% compared to 2.86% for YTD 2020. Unrestricted cash balances were \$5.6 million (4.3 months of sales).

Water Summary:

Operating income YTD was \$369,000, up \$56,000 from 2020 YTD. Operating revenues were up \$51,000, or 2.9%, from prior YTD 2020, which was mainly due to total gallons sold YTD being 2.3% higher than 2020 as well as the implementation of the simplified rate increase on June 1, 2021.

The rate of return was 3.25% compared to 2.83% for YTD 2020. Unrestricted cash balances are \$42,000 (0.2 months of sales).

Wastewater Summary:

2021 YTD operating income was \$317,000, up \$85,000 from 2020. 2021 operating revenue was up \$20,000, or 1.2% from 2020. This is mainly the result of increased revenues from the 2020 rate increase and relatively stable sales.

Operating expenses were down \$65,000, or 4.7%, from 2020. Unrestricted cash balances were \$1.1 million (6.2 months of sales).

Submitted by:
Jamin Friedl

STOUGHTON UTILITIES

Balance Sheets

As of September 30, 2021

	<u>Electric</u>	<u>Water</u>	<u>Wastewater</u>	<u>Combined</u>
Assets				
Cash & Investments	\$ 6,998,733	\$ 1,053,805	\$ 2,606,133	\$ 10,658,671
Customer A/R	1,712,843	234,435	224,794	2,172,073
Other A/R	921,542	-	-	921,542
Other Assets	1,222,883	297,449	171,706	1,692,038
Plant in Service	31,268,220	17,384,581	32,512,907	81,165,709
Accumulated Depreciation	(16,162,589)	(6,149,189)	(13,534,362)	(35,846,140)
Plant in Service - CIAC	6,070,551	7,962,587	-	14,033,139
Accumulated Depreciation-CIAC	(2,052,849)	(2,492,383)	-	(4,545,232)
Construction Work in Progress	594,843	1,365,238	9,341	1,969,422
GASB 68 Deferred Outflow	1,000,371	344,049	412,751	1,757,171
Total Assets	<u>\$ 31,574,549</u>	<u>\$ 20,000,573</u>	<u>\$ 22,403,270</u>	<u>\$ 73,978,392</u>
Liabilities + Net Assets				
Accounts Payable	\$ 1,096,324	\$ 64,689	\$ 45,032	\$ 1,206,045
Payable to City of Stoughton	412,136	335,997	-	748,133
Interest Accrued	36,970	30,661	34,815	102,446
Other Liabilities	562,630	104,908	112,235	779,773
Long-Term Debt	3,143,098	3,217,973	3,283,295	9,644,366
Net Assets	25,149,735	15,847,589	18,520,243	59,517,566
GASB 68 Deferred Inflow	1,173,656	398,757	407,651	1,980,064
Total Liabilities + Net Assets	<u>\$ 31,574,549</u>	<u>\$ 20,000,573</u>	<u>\$ 22,403,270</u>	<u>\$ 73,978,392</u>

STOUGHTON UTILITIES

Year-to-Date Combined Income Statement

September 30, 2021

	Electric	Water	Wastewater	Total
<i>Operating Revenue:</i>				
Sales	\$ 11,745,260	\$ 1,769,543	\$ 1,625,064	\$ 15,139,868
Other	124,258	57,352	27,750	209,359
<i>Total Operating Revenue:</i>	\$ 11,869,518	\$ 1,826,895	\$ 1,652,813	\$ 15,349,226
<i>Operating Expense:</i>				
Purchased Power	8,660,593	-	-	8,660,593
Expenses (Including Taxes)	1,264,768	743,253	720,489	2,728,509
PILOT	353,250	335,997	-	689,247
Depreciation	921,753	378,558	614,997	1,915,308
<i>Total Operating Expense:</i>	\$ 11,200,364	\$ 1,457,808	\$ 1,335,486	\$ 13,993,657
<i>Operating Income</i>	\$ 669,154	\$ 369,087	\$ 317,327	\$ 1,355,569
Non-Operating Income	2,344,320	10,985	40,904	2,396,209
Non-Operating Expense	(149,182)	(60,553)	(67,518)	(277,253)
<i>Net Income</i>	\$ 2,864,293	\$ 319,519	\$ 290,713	\$ 3,474,525

STOUGHTON UTILITIES

Year-to-Date Combined Income Statement

September 30, 2020

	Electric	Water	Wastewater	Total
<i>Operating Revenue:</i>				
Sales	\$ 11,176,494	\$ 1,726,979	\$ 1,595,189	\$ 14,498,661
Other	133,843	48,826	37,916	220,584
<i>Total Operating Revenue:</i>	\$ 11,310,336	\$ 1,775,804	\$ 1,633,105	\$ 14,719,245
<i>Operating Expense:</i>				
Purchased Power	8,260,898	-	-	8,260,898
Expenses (Including Taxes)	1,322,161	746,250	748,278	2,816,689
PILOT	353,250	333,000	-	686,250
Depreciation	919,053	383,805	652,500	1,955,358
<i>Total Operating Expense:</i>	\$ 10,855,362	\$ 1,463,055	\$ 1,400,778	\$ 13,719,194
<i>Operating Income</i>	\$ 454,974	\$ 312,749	\$ 232,327	\$ 1,000,051
Non-Operating Income	237,139	14,143	21,941	273,223
Non-Operating Expense	(73,841)	(65,214)	(73,728)	(212,784)
<i>Net Income</i>	\$ 618,272	\$ 261,678	\$ 180,540	\$ 1,060,490

STOUGHTON UTILITIES
Cash and Investments Summary
As of september 30, 2021

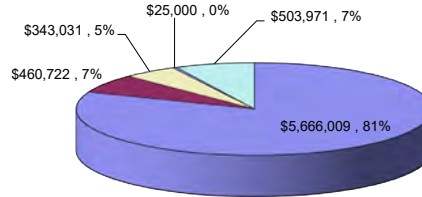
Electric

September 2021

Unrestricted (4.3 months sales)	\$	5,666,009
Bond Reserve	\$	460,722
Redemption Fund (P&I)	\$	343,031
Depreciation	\$	25,000
Designated	\$	503,971
Total	\$	6,998,733

Electric Cash - September 2021

■ Unrestricted (4.3 months sales) ■ Bond Reserve ■ Redemption Fund (P&I) ■ Depreciation ■ Designated



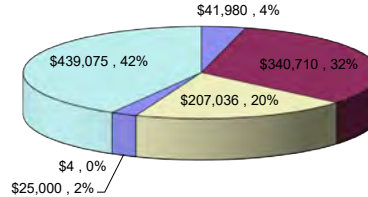
Water

September 2021

Unrestricted (0.2 months sales)	\$	41,980
Bond Reserve	\$	340,710
Redemption Fund (P&I)	\$	207,036
Depreciation	\$	25,000
Construction	\$	4
Designated	\$	439,075
Total	\$	1,053,805

Water Cash - September 2021

■ Unrestricted (0.2 months sales) ■ Bond Reserve ■ Redemption Fund (P&I) ■ Depreciation ■ Construction ■ Designated



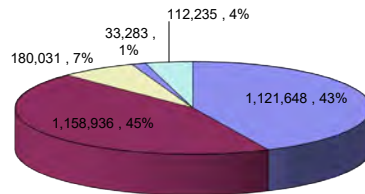
Wastewater

September 2021

Unrestricted (6.2 months sales)	1,121,648
DNR Replacement	1,158,936
Redemption Fund (P&I)	180,031
Depreciation	33,283
Designated	112,235
Total	2,606,133

Wastewater Cash - September 2021

■ Unrestricted (6.2 months sales) ■ DNR Replacement ■ Redemption Fund (P&I) ■ Depreciation ■ Designated



STOUGHTON UTILITIES

Rate of Return

Year-to-Date September 30, 2021

	Electric	Water
Operating Income (Regulatory)	\$ 669,154	\$ 369,087
Average Utility Plant in Service	30,757,223	17,266,601
Average Accumulated Depreciation	(15,529,040)	(5,866,231)
Average Materials and Supplies	412,432	45,852
Average Regulatory Liability	(55,404)	(85,574)
Average Customer Advances	(740,584)	(2,500)
Average Net Rate Base	\$ 14,844,627	\$ 11,358,148
September 2021 Rate of Return	4.51%	3.25%
September 2020 Rate of Return	2.86%	2.83%
December 2020 Rate of Return	5.16%	4.20%
Authorized Rate of Return	4.90%	5.00%

Stoughton Utilities

Financial Summary

October 2021 YTD

Overall Summary:

YTD 2021 operating income was \$1,428,000, up \$319,000 from 2020. Electric accounts for 61% of the increase in operating income from 2020, while Water and Wastewater account for 24% and 15%, respectively.

Electric Summary:

2021 operating income was \$715,000. 2021 operating revenues were \$670,000, or 5.4% higher than 2020. Kilowatt-hour sales YTD were 2.7% higher than 2020. Purchase power costs were up \$509,000, or 5.7%, from last year. Non-power operating expenses were down \$34,000 from the prior year.

The rate of return was 4.82% compared to 3.17% for YTD 2020. Unrestricted cash balances were \$5.7 million (4.4 months of sales).

Water Summary:

Operating income YTD was \$398,000, up \$75,000 from 2020 YTD. Operating revenues were up \$54,000, or 2.7%, from prior YTD 2020, which was mainly due to the implementation of the simplified rate increase on June 1, 2021.

The rate of return was 3.51% compared to 2.92% for YTD 2020. Unrestricted cash balances are \$591,000 (3.0 months of sales).

Wastewater Summary:

2021 YTD operating income was \$316,000, up \$49,000 from 2020. 2021 operating revenue was up \$2,900, or 0.2% from 2020. This is mainly the result of a 1.8% decrease in sales volume.

Operating expenses were down \$46,000, or 3.0%, from 2020. Unrestricted cash balances were \$1.1 million (6.4 months of sales).

Submitted by:
Jamin Friedl

STOUGHTON UTILITIES

Balance Sheets

As of October 31, 2021

	<u>Electric</u>	<u>Water</u>	<u>Wastewater</u>	<u>Combined</u>
Assets				
Cash & Investments	\$ 7,119,213	\$ 1,646,545	\$ 2,629,854	\$ 11,395,612
Customer A/R	1,531,552	246,730	223,973	2,002,255
Other A/R	978,654	-	-	978,654
Other Assets	1,257,117	297,990	171,706	1,726,814
Plant in Service	31,385,735	17,385,877	32,514,527	81,286,140
Accumulated Depreciation	(16,268,128)	(6,191,931)	(13,602,695)	(36,062,754)
Plant in Service - CIAC	6,088,479	7,962,587	-	14,051,066
Accumulated Depreciation-CIAC	(2,052,849)	(2,492,383)	-	(4,545,232)
Construction Work in Progress	546,935	2,339,712	10,404	2,897,051
GASB 68 Deferred Outflow	1,000,371	344,049	412,751	1,757,171
Total Assets	<u>\$ 31,587,080</u>	<u>\$ 21,539,177</u>	<u>\$ 22,360,520</u>	<u>\$ 75,486,776</u>
Liabilities + Net Assets				
Accounts Payable	\$ 926,967	\$ 64,631	\$ 44,882	\$ 1,036,480
Payable to City of Stoughton	451,385	373,330	-	824,715
Interest Accrued	5,719	2,166	1,261	9,146
Other Liabilities	591,259	104,908	112,235	808,402
Long-Term Debt	3,143,098	3,217,973	3,283,295	9,644,366
Net Assets	25,294,996	17,377,412	18,511,196	61,183,605
GASB 68 Deferred Inflow	1,173,656	398,757	407,651	1,980,064
Total Liabilities + Net Assets	<u>\$ 31,587,080</u>	<u>\$ 21,539,177</u>	<u>\$ 22,360,520</u>	<u>\$ 75,486,776</u>

STOUGHTON UTILITIES

Year-to-Date Combined Income Statement

October 31, 2021

	Electric	Water	Wastewater	Total
<i>Operating Revenue:</i>				
Sales	\$ 12,915,277	\$ 1,964,341	\$ 1,805,078	\$ 16,684,696
Other	123,895	62,973	30,827	217,694
<i>Total Operating Revenue:</i>	\$ 13,039,172	\$ 2,027,314	\$ 1,835,905	\$ 16,902,391
<i>Operating Expense:</i>				
Purchased Power	9,505,335	-	-	9,505,335
Expenses (Including Taxes)	1,402,525	835,459	837,032	3,075,017
PILOT	392,500	373,330	-	765,830
Depreciation	1,024,170	420,620	683,330	2,128,120
<i>Total Operating Expense:</i>	\$ 12,324,530	\$ 1,629,409	\$ 1,520,362	\$ 15,474,301
<i>Operating Income</i>	\$ 714,642	\$ 397,905	\$ 315,542	\$ 1,428,089
Non-Operating Income	2,434,788	1,518,454	40,974	3,994,216
Non-Operating Expense	(139,876)	(67,016)	(74,850)	(281,742)
<i>Net Income</i>	\$ 3,009,554	\$ 1,849,343	\$ 281,667	\$ 5,140,564

STOUGHTON UTILITIES

Year-to-Date Combined Income Statement

October 31, 2020

	Electric	Water	Wastewater	Total
<i>Operating Revenue:</i>				
Sales	\$ 12,230,698	\$ 1,918,210	\$ 1,784,578	\$ 15,933,486
Other	138,257	\$ 55,503	\$ 48,457	242,217
<i>Total Operating Revenue:</i>	\$ 12,368,955	\$ 1,973,712	\$ 1,833,035	\$ 16,175,703
<i>Operating Expense:</i>				
Purchased Power	8,995,915	-	-	8,995,915
Expenses (Including Taxes)	1,439,091	854,805	841,781	3,135,676
PILOT	392,500	370,000	-	762,500
Depreciation	1,021,170	426,450	725,000	2,172,620
<i>Total Operating Expense:</i>	\$ 11,848,675	\$ 1,651,255	\$ 1,566,781	\$ 15,066,711
<i>Operating Income</i>	\$ 520,280	\$ 322,458	\$ 266,254	\$ 1,108,992
Non-Operating Income	253,116	14,234	22,041	289,391
Non-Operating Expense	(81,648)	(72,458)	(81,920)	(236,026)
<i>Net Income</i>	\$ 691,748	\$ 264,233	\$ 206,375	\$ 1,162,357

STOUGHTON UTILITIES
Cash and Investments Summary
As of October 31, 2021

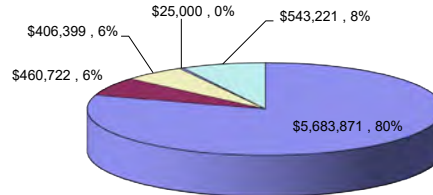
Electric

October 2021

Unrestricted (4.4 months sales)	\$	5,683,871
Bond Reserve	\$	460,722
Redemption Fund (P&I)	\$	406,399
Depreciation	\$	25,000
Designated	\$	543,221
Total	\$	7,119,213

Electric Cash - October 2021

■ Unrestricted (4.4 months sales) ■ Bond Reserve ■ Redemption Fund (P&I) ■ Depreciation ■ Designated



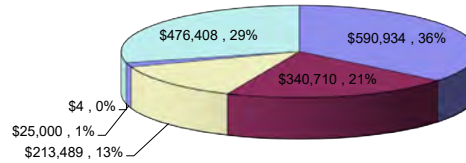
Water

October 2021

Unrestricted (3.0 months sales)	\$	590,934
Bond Reserve	\$	340,710
Redemption Fund (P&I)	\$	213,489
Depreciation	\$	25,000
Construction	\$	4
Designated	\$	476,408
Total	\$	1,646,545

Water Cash - October 2021

■ Unrestricted (3.0 months sales) ■ Bond Reserve ■ Redemption Fund (P&I) ■ Depreciation ■ Construction ■ Designated



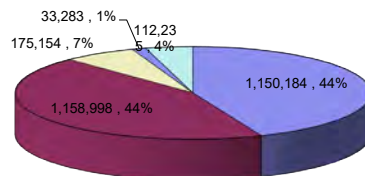
Wastewater

October 2021

Unrestricted (6.4 months sales)	1,150,184
DNR Replacement	1,158,998
Redemption Fund (P&I)	175,154
Depreciation	33,283
Designated	112,235
Total	2,629,854

Wastewater Cash - October 2021

■ Unrestricted (6.4 months sales) ■ DNR Replacement
■ Redemption Fund (P&I) ■ Depreciation



STOUGHTON UTILITIES

Rate of Return

Year-to-Date October 31, 2021

	Electric	Water
Operating Income (Regulatory)	\$ 714,642	\$ 397,905
Average Utility Plant in Service	30,815,981	17,267,249
Average Accumulated Depreciation	(15,581,809)	(5,887,602)
Average Materials and Supplies	430,470	45,856
Average Regulatory Liability	(55,404)	(85,574)
Average Customer Advances	(781,083)	(2,500)
Average Net Rate Base	\$ 14,828,155	\$ 11,337,428
October 2021 Rate of Return	4.82%	3.51%
October 2020 Rate of Return	3.17%	2.92%
December 2020 Rate of Return	5.16%	4.20%
Authorized Rate of Return	4.90%	5.00%

STOUGHTON UTILITIES

2021 Statistical Worksheet

Electric	Total Sales 2020 Kwh	Total Kwh Purchased 2020	Total Sales 2021 Kwh	Total Kwh Purchased 2021	Demand Peak 2020	Demand Peak 2021
January	11,728,250	12,391,530	11,902,372	12,568,526	21,586	21,527
February	11,129,324	11,416,153	11,678,924	11,992,637	21,887	23,755
March	10,906,593	11,186,342	10,949,430	11,170,845	19,372	19,911
April	9,652,850	9,951,790	9,775,372	9,996,551	18,601	18,026
May	10,102,735	10,421,886	10,732,336	10,936,134	26,854	25,030
June	12,748,338	13,073,380	13,723,437	14,050,284	31,260	33,728
July	15,365,712	15,828,753	14,069,902	14,428,986	33,912	33,459
August	13,804,851	14,219,367	14,701,271	15,086,942	33,826	33,284
September	10,274,962	10,576,447	11,137,919	11,406,080	22,659	25,218
October	10,451,354	10,689,295	10,612,914	10,919,602	19,015	22,291
November						
December						
TOTAL	116,164,969	119,754,943	119,283,877	122,556,587		

Water	Total Sales 2020 Gallons	Total Gallons Pumped 2020	Total Sales 2021 Gallons	Total Gallons Pumped 2021	Max Daily High 2020	Max Daily Highs 2021
January	34,224,000	40,776,000	34,519,000	38,064,000	1,719,000	1,435,000
February	34,338,000	36,978,000	33,979,000	38,757,000	1,424,000	1,602,000
March	37,037,000	41,146,000	37,062,000	39,926,000	1,468,000	1,460,000
April	34,367,000	39,015,000	34,267,000	36,988,000	1,513,000	1,548,000
May	34,896,000	39,801,000	37,609,000	40,476,000	1,533,000	1,520,000
June	36,384,000	44,175,000	42,668,000	47,500,000	1,818,000	2,039,000
July	40,745,000	47,721,000	40,284,000	44,611,000	2,226,000	1,987,000
August	44,598,000	51,115,000	40,772,000	43,154,000	2,246,000	1,712,000
September	35,795,000	41,605,000	38,889,000	41,894,000	1,721,000	2,048,000
October	37,051,000	45,181,000	35,923,000	40,067,000	1,802,000	1,546,000
November						
December						
TOTAL	369,435,000	427,513,000	375,972,000	411,437,000		

Wastewater	Total Sales 2020 Gallons	Total Treated Gallons 2020	Total Sales 2021 Gallons	Total Treated Gallons 2021	Precipitation 2020	Precipitation 2021
January	25,995,000	33,824,000	23,932,000	28,478,000	1.92	1.69
February	25,176,000	30,702,000	23,214,000	26,865,000	1.18	0.90
March	26,467,000	39,457,000	25,573,000	30,877,000	3.00	0.83
April	26,172,000	35,649,000	25,383,000	26,955,000	3.25	1.67
May	26,697,000	38,376,000	27,372,000	26,654,000	4.50	2.97
June	26,867,000	33,801,000	30,200,000	25,612,000	4.34	5.11
July	29,145,000	33,822,000	28,324,000	29,828,000	3.23	1.98
August	31,489,000	29,654,000	30,217,000	38,082,000	0.85	5.09
September	26,732,000	29,324,000	27,569,000	33,711,000	4.72	1.63
October	28,587,000	30,942,000	26,664,000	35,591,000	2.67	4.64
November						
December						
TOTAL	273,327,000	335,551,000	268,448,000	302,653,000	29.66	26.51



Stoughton Utilities Activities Report September, October, November 2021

Director's Report

Jill M. Weiss, P.E.
Stoughton Utilities Director

September, October, and November were intense months due to our ongoing utility construction and maintenance projects, as well as developer-driven projects (both ongoing construction as well as proposed developments). In addition, numerous tasks and utility efforts escalated in priority due to the season, including the approaching end of construction season as well as the year-end financial obligations. Much of our internal focus was on completing our efforts for the year and looking ahead to 2022.

Several staffing needs were addressed during this time. We had the opportunity to interview several candidates for our Finance Manager and Journeyman Lineman position vacancies. In November, we had two linemen join our team: Sawyer Kurtzweil, a 3rd year Apprentice Lineman and Ryan Jefferson, a Journeyman Lineman. I have been working with the state apprentice program and the technical colleges for both to allow them to obtain their State of Wisconsin Journeyman Lineman cards. Additionally, Shannon Statz joined Stoughton Utilities as our new Finance Manager. All of these were significant hires for us, and we have been helping them get acclimated to Stoughton Utilities. However, during this period we also said goodbye to Phil Linnerud as he retired after 33 years at Stoughton Utilities where he has been a laboratory technician and wastewater operator. We also had a Journeyman Lineman move on to other opportunities.

Things with WPPI Energy have been very active. I was able to represent Stoughton Utilities as a board member for the WPPI Energy Annual Meeting where we were recognized for 130 years of serving our community and customers and given an award. Also, as part to the Executive Committee (EC) for WPPI, we have been meeting regularly throughout the last three months to address matters that affect our members and budget discussions.

As a part of being on the EC, I had the opportunity to be a part of the learning session regarding innovative energy technologies, such as battery storage, and to hear from experts in the natural gas industry. Market energy rates have been significantly higher for the last half of the year and we continue to work to understand this issue. Due to the increased costs of market energy, a lot of efforts were put into next year's WPPI budget to try and estimate where this trend will take the organization and membership.

The Electric System Division over the past three months has been very busy with development work, both for Kettle Park West and Nordic Ridge Phase IV. We have been working closely with one developer to obtain final payment so that we are able to energize the system that we have installed. An opportunity was recognized with one of our subcontractors for work practices and we have implemented changes to ensure that only trained personnel are working on potentially energized equipment. This results in additional scheduling and work for our electric division, but this was a much-needed change in operations. We also were able to have the opportunity to have a young man spend time with the electric division to learn more about what we do in the community, and for him to learn more about utility poles.

Over the past three months we have been able to wrap up a majority of our TDS communications attachment make-ready efforts. We have closed all work orders for the TDS project with the exception of removing the old poles once the communications providers have completed moving their attachments from the old poles to the new poles. We have been working with TDS to provide details and explanations between the original cost estimate provided and the final costs for each permit area. TDS has accepted the supporting documentation and made payment on all outstanding costs, which has resulted in nearly \$1,000,000 paid to Stoughton Utilities for the make-ready work completed. We continue to work with our

other communications attachers to move their infrastructure to the new poles installed as part of this effort. Additionally, we were able to complete all outstanding restoration work related to the TDS make ready work.

As a result of the lead service line replacement project, we became aware of a collapsing section of our wastewater collection system. Through special meetings we were able to receive authorization for an emergency repair to the sanitary sewer pipe that was crushed into a football shape. That pipe section carries about 50% of the wastewater from the west side of the river. I met with three contractors to review the project and selected the contractor that provided the most knowledge of how to effectively repair the pipe section which translated to a least cost approach as they were able to complete the work to replace the pipe section in about a week. This was a particularly difficult project due to the amount of wastewater that needed to be by-passed pumped to a downstream location. Additionally, there was eight communications ducts that physically sat over the sanitary sewer and directly adjacent on each side of the sanitary sewer was water main and large box culvert. The work assisted with the removal of two lead service lines, and provided an opportunity to eliminate the combined sewer laterals, resulting in each property having their own separate sewer lateral. We worked with both property owners for them to pay for the separation of the private sewer lateral. With paving, the total project was able to be completed for approximately \$47,000, less than half the cost provided by the 2nd lowest bid for the same work.

Advanced Wastewater Operator/Lab Technician, Phil Linnerud retired from the utility near the end of November. Through collaborative efforts with him over the past several months, we have moved our certified lab work to an outside state certified laboratory. We also utilized his knowledge to complete trainings for all water and wastewater operators to complete routine plant operational checks and non-certified laboratory work to help ensure optimum plant operations.

Additional Wastewater System Division tasks included reviewing and continue to review our sludge hauling contracts, as this area is becoming very difficult to secure. In October, we were able to tour one of our industrial waste customers to see their operations and understand the changes they have made to reduce the strength of their waste. This was a very informative visit and also helped the industry understand our desire to help and support them in their wastewater, water and electrical needs.

In the Water Division our focus has continued to be on lead service line replacements. We were meeting with customers to address their concerns before replacements and addressing any issues that they had following the replacements. We obtained authorization for our attorneys to work with property owners to obtain easements for the work on Main Page Court. Additionally, we were able to get all the necessary signatures to record the easements so that new water services could be provided eliminating shared water services. We also have been reviewing change orders and pay requests. Pay request review is very tedious as each property is reviewed to ensure accurate charges are correctly allocated for both the public and private portions of the project. Directly following the authorization to make payment of the pay request, I created and submitted the reimbursement paperwork to DNR, and we have consistently received monies back from DNR per the provisions of the grant.

On October 21, 2021 we held our celebratory event to commemorate the removal of the last lead service. It was an honor to have our speakers and attendees at the event. Following the event, we received an official Legislative Citation recognizing the city for their efforts to make Stoughton lead free.

Beside the lead service line replacement project, we have been responding to questions from the Public Service Commission (PSC) regarding our water rate case. Overall, this has went well and the rate case has been moved on to the rate analysts at PSC. Additionally, in the Water Division we reviewed our water meter plans to address the eventual failure of the battery systems that are a part of the water meters that transmit water usage through our AMR system. This effort will be continuing as these batteries we likely fail in the years of 2026, 2027 and 2028. We are also reviewing our options for the reads to transition from AMR to AMI technology.

We anticipate 2022 to be a very busy year from a development standpoint. I have had the opportunity to be a part of many developer meetings with the city. We have also been reviewing construction plans and plats with the city for the approved development projects.

The DOT majors project for US Highway 51 is moving forward and we have been a part of a number of meetings over the past three months for this project. Segments within our community will be constructed in 2025, 2026 and 2027 (moved forward from 2029). We have been very engaged with DOT over the past three months as there is a lot of sewer and water work that will need to be completed for this project. Our plans for this project are due January 1, 2023 for two of the segments and January 1, 2024 for the other segment. We have been working toward the creation of a Request for Proposals from engineering firms to complete the water and sewer design work on behalf of Stoughton Utilities. We will be working to receive proposals in early 2022.

Solar projects continue to be a hot topic. Besides the on-going requests of our customers to add solar on their properties, I was able to attend the ribbon cutting for the WPPI, 100 megawatt facility in Two Rivers. This facility we provide an additional renewable resource to our energy portfolio which is great for our customers. We also met with a developer of solar on a possible solar project that may locate a facility in Stoughton.

Due to the busy nature of 2021, we have not had much opportunity to work on our Strategic Alignment Plan. Over the past three months, however, we have dedicated significant time to the review of job descriptions to be able to kick off this effort in 2022. This dedication of time has resulted in the review and rewriting of nearly all SU position descriptions, with only two remaining for review and finalizing.

We kicked off our food drive and holiday light give away on a Saturday in November. This was a well-received event by our customers, and we received a lot of donations at our kickoff event.

Finally, with the starting of our new Finance Director Shannon Statz, we have been working to create the utilities' 2022 budget. We have looked at the project discussed with the city for CIP and moved our Strategic Alignment efforts to 2022. Wastewater and water needs have proven to be difficult to fund especially at the level of work planned by the city in the future. This is only further complicated by the upcoming DOT Majors project. The number and scale of construction projects will need to be addressed or these two utilities may need to do a borrowing at some point after 2022.

Technical Operations Division

Brian R. Hoops
Assistant Utilities Director

Choose Renewable Program: Recently, the pricing for our optional Choose Renewable program decreased from \$3.00 per 300 kWh block to \$2.00 per block. For every Choose Renewable block purchased, Stoughton Utilities buys an extra 300 kWh of power produced entirely from renewable sources, offsetting purchases that would otherwise come from coal or natural gas generation.

Existing participants saw the price decrease automatically on their September bills. Brandi Yungen, customer service technician, has been working to promote the new program pricing, using social media and billing statement inserts. A direct mailing was sent to all existing participants to encourage increased block purchases under the new pricing, and additional mailings are planned for upcoming months to encourage new participants to join. We are also exploring options for prize drawings for new participants or those who increase their participation levels.

Erin Goldade, billing and metering specialist, worked with Amy Wanek, energy services manager, to update all utility accounts in Stoughton Utilities' name to purchase enough Choose Renewable blocks to make the electric, water, and wastewater utilities all powered by 100% renewable energy. Under the new pricing structure, we were able to accomplish this for less than we were paying to participated at 60% under the old pricing structure. Erin has also been providing estimated annual usage for small businesses, and Amy has been meeting with these customers to provide more information about the program and encourage new or increased participation

Choose Renewable Program Recognition: Stoughton Utilities was recently recognized by the United States Department of Energy for our green power program customer participation rate for the 2020 calendar year. SU ranked 10th in the nation amongst all electric utilities for voluntary customer participation. We are very proud of our customers for their choice to purchase renewable energy, and hope to increase this ranking for the 2021 year through our new program pricing structure.

Customer Billings: Erin Goldade, billing and metering specialist, processed 9,696 customer billing statements totaling \$2.29M during the month of September, 9,675 statements totaling \$1.88M in October, and 9,684 statements totaling \$1.62M in November, including the primary monthly billing and supplemental daily billings following customer moves throughout each month.

Electric utility billings during this three-month period totaled \$4.438M, water utility billings totaled \$0.599M, wastewater utility billings totaled \$0.566M, and stormwater utility billings totaled \$0.557M.

Total utility billings for the period increased by 8.6% over the same period in 2020, primarily driven by higher electric usage on the September billing statements due to increased air conditioning resulting from the higher temperatures.

Our wholesale purchased power for September was 11,406 MWh with a peak demand of 25.22 MW occurring on September 20 at 6:00 p.m.

Our wholesale purchased power for October was 10,920 MWh with a peak demand of 22.29 MW occurring on October 1 at 4:00 p.m.

Our wholesale purchased power for November was 10,609 MWh with a peak demand of 19.80 MW occurring on November 29 at 6:00 p.m.

Customer Payments: During the months of September, October, and November, staff processed 27,389 customer payments totaling \$5.70M, including 3,935 checks, 4,426 lockbox payments, 1,095 credit cards by phone and in person, 5,179 *My Account* online payments, 10,490 AutoPay payments by credit card and bank withdrawal, 2,092 direct bank payments, and \$22,683 in cash.

Delinquent Collections: As of September 1, there were 1,365 active accounts carrying delinquent balances totaling \$257,342, and 101 closed accounts carrying delinquent balances totaling \$24,467. Of the total amount delinquent, \$46,900 was 30 or more days past due.

During the month of September, the following collection activity occurred:

- 10-day notices of pending disconnection were mailed to 670 delinquent accounts with past-due balances totaling \$118,700, averaging \$177 per customer.
 - An additional 17 past due notices were mailed to delinquent stormwater customers that do not have other utility service.
- Two days prior to scheduled disconnection, automated phone calls were made to 311 customers providing a warning of pending service disconnection.
- One day prior to scheduled disconnection, automated phone calls were made to 167 customers providing a final warning of pending service disconnection.
- Seven electric service disconnections were completed for balances totaling \$1,382, averaging \$197 per disconnected customer.
 - Four of these services were reconnected the same day before the end of business hours.

During the month of October, the following collection activity occurred:

- 10-day notices of pending disconnection were mailed to 659 delinquent accounts with past-due balances totaling \$123,900, averaging \$188 per customer.
 - An additional 23 past due notices were mailed to delinquent stormwater customers that do not have other utility service.

- Two days prior to scheduled disconnection, automated phone calls were made to 418 customers providing a warning of pending service disconnection.
- One day prior to scheduled disconnection, automated phone calls were made to 218 customers providing a final warning of pending service disconnection.
- 16 electric service disconnections were completed for balances totaling \$3,420, averaging \$214 per disconnected customer.
 - 11 of these services were reconnected the same day before the end of business hours.

During the month of November, the following collection activity occurred:

- 10-day notices of pending disconnection were mailed to 295 delinquent accounts with past-due balances totaling \$123,900, averaging \$188 per customer. These customers are all either non-residential or have residential water service.
 - An additional 235 past due notices were mailed to delinquent customers that do not have a utility service that can be disconnected over the winter months.
- One day prior to scheduled disconnection, automated phone calls were made to 144 customers providing a final warning of pending service disconnection.
- No service disconnections were completed.

We ended the month of November with \$73,000 remaining 30 or more days past due. For comparison, 30+ day delinquencies are 55% lower than this time last year (\$161,500).

Carol Cushing, collections technician, continues to work with individual customers to create deferred payment agreements when requested, as well as to provide proactive payment reminders to habitually delinquent customers hoping to restore responsible and timely payment habits.

Delinquent Collections – Tax Roll: October 1 marked the beginning of the annual tax roll process. As of this date, all delinquent balances were considered to be liens against the properties serviced. On October 15, staff mailed notices to 75 property owners for 110 delinquent accounts.

A total of \$30,659 was owed and collected through the tax roll process. This amount is down 54% compared to 2020, primarily due to the resumption of electric service disconnections in April.

Property owners had until November 1 to pay without additional fees or penalties, after which a 10% penalty was applied. Tenants and property owners paid a total \$8,100 during this grace period, and the remaining unpaid accounts were assessed penalties totaling \$2,250.

Through the full tax roll process, payments for a total of 54 delinquent accounts with combined delinquent balances of \$10,000 were received by SU. A total of \$22,296 was submitted to the Treasurer to be assessed as special charges upon 44 parcels, down 60% from 2020.

Education & Customer Outreach: Brandi Yungen, customer service technician, continued to utilize our social media presence to provide important and timely information to our customers.

Our social media posts in September reached 6,212 viewers with an average engagement and participation rate of 6.3%. Topics included lead service line replacement project updates, announcing our upcoming Public Power Week event, promoting our free children's book giveaway, and more.

In October, our posts reached 7,668 viewers with an average engagement and participation rate of 5.7%. Topics included daily scavenger hunt updates during Public Power Week, announcement of the completion of our lead service line replacement project and achieving a lead free Stoughton, and promoting our partnership with Focus on Energy to host a pop-up lighting sale.

In November, our posts reached 10,540 viewers with an average engagement and participation rate of 8.9%. Topics included announcing the start of the winter home energy assistance heating season,

announcing state and national recognition of Stoughton Utilities achievements and programs, and announcing the upcoming Holiday Donation Drive and LED light giveaway.

Energy Assistance: During the months of September through November, energy assistance (EA) payments totaling \$17,375 were received from the State of Wisconsin Public Benefits Program and applied to 205 customer accounts to assist these customers with their seasonal home heating expenses.

October 1 marked the beginning of the 2021-22 heating season, and applications for seasonal energy began being accepted at that time. The heating season runs through May 1, 2022. Emergency crisis funding, as well as additional funding provided through the Wisconsin Emergency Rental Assistance program will continue to be available throughout the heating season.

Customer service employees have been busy fielding requests from Dane County Energy Services for customers' average usage, which is used to calculate the amount of funding that will be provided.

Focus on Energy Pop Up Event: Between October 11th and 25th, Stoughton Utilities partnered with Wisconsin Focus on Energy to co-host an energy-saving fair and LED lighting sale. LED lightbulbs were offered to Stoughton Utilities customers at a deep discount compared to what they would sell for at a store. SU promoted the sale on social media and with a billing statement insert.

During this event, SU customers purchased 1,973 LED lightbulbs, which will result in an estimated 84% electricity savings over standard incandescent bulbs and an estimated \$202,000 cost savings over the life of the bulbs.

Holiday Donation Drive and LED Holiday Light Exchange: Between November 22 and December 3, we held a Holiday Donation Drive and LED Light Giveaway to collect donations of non-perishable food items for local food pantries. All customers that donated food items were given a free string of LED holiday lights and an energy efficient gift. On November 20, we held a special Saturday kick off event, and all customers that donated that day were entered into a drawing to win prizes including utility bill credits or an electric snow blower.

This customer incentive and donation drive has once again been a huge hit with customers.

Lead Service Line Replacement Project: The service line replacement contractor was completed with LSL replacement efforts in October. Regular updates have been made to our GIS data and continuing property records to reflect field findings, to mark service line retirements and installations, and to update water and sewer lateral locations using collected GPS data. The public lead service line map on our website has been kept current with new findings and replacements, and the progress dashboard with updated statistics showing the achievement of 100% LSL removal.

Through the completion of the project, staff updated our website and social media pages to provide residents with weekly updates on the contractor's schedule and planned work locations.

Staff has been working to reconcile service replacement completion information between information known to SU, our engineering field representative, and the contractor's reports and pay requests, and to address customer-reported issues during and following scheduled replacements.

Stoughton Utilities commemorated the project completion with a ceremonial removal of the last lead service line on October 21, 2021, with representatives from the utility, the project contractor, the Wisconsin Department of Natural Resources, engineering consultants, and the City of Stoughton in attendance. Media and members of the public were also invited to attend. This event was also publicized on our social media pages.

Public Power Week Scavenger Hunt: Each year during the first full week of October, Stoughton Utilities holds a Public Power Week event that highlights the benefits that public power brings to our customers, and to thank them for supporting their locally owned utility. This year, Public Power Week was celebrated October 4 through October 8.

Following the success of our family-friendly scavenger hunts that were held in 2019 and 2020, SU held a similar event in 2021. On Monday, Wednesday, and Friday during the week, SU published clues directing participants to various Stoughton location where customers could photograph themselves and submit the photos to SU. This year, all daily locations were community parks. On Tuesday and Thursday, we offered a trivia question where customers can call or email with the correct answer. All participants that got the information correct were entered in daily grand prize drawings.

Customer Service Technician Brandi Yungen lead this effort, including painting the face cutout board that was placed at the trivia locations, and the design of promotional materials included as billing statement inserts, newspaper advertisements, and social media posts. Daily clues and the previous day's answers were distributed daily on social media, our website, and sent to an email mailing list.

A total of 70 customers participated on one or more days, and 227 total entries were received throughout the week. Customer participation was a bit lower than in 2020, but still higher than in 2019. During and after the event, we received a lot of positive feedback on social media, as well as in the email submissions.

Winter Cold Weather Disconnection Moratorium: The annual cold weather moratorium on electric disconnections began on November 1. During this moratorium - lasting through April 15 - Stoughton Utilities is prohibited from disconnecting any electric service that powers any part of a customer's heating system.

Collections Technician Carol Cushing worked with our customers to ensure that all occupied dwellings made payment on their delinquent accounts to get their electric service restored prior to the onset of the cold weather. Several vacant dwellings remain disconnected and will remain so until either payment is made or a new occupant applies for service.

Delinquent residential customers may still have their electric service disconnected during the winter months if heat is provided through an alternate powered source, such as an apartment building's shared boiler or furnace, and all customers' water services may also be disconnected during the moratorium. Non-residential customers remain subject to disconnection regardless of heat source.

Electric Division and Planning Division

Sean O Grady
Operations Superintendent

Bryce A. Sime
Electric System Supervisor

Communications Attachment Projects: As time permits, SU linemen have been removing the utility poles that were replaced as part of TDS's overhead fiber installation project throughout our service territory. There remain numerous communications attachments on our retired poles which the telecom providers must still transfer to the new poles.

We have been working with the Stoughton Area School District to help them identify the pole transfers that will require a private contractor to complete. SU linemen were able to transfer some inline attachments, however numerous complex attachments remain.

We continue working with a cable telecommunications provider and their subcontractors to power up new power supplies throughout our service territory. State electrical inspections for commercial installations in the rural service territory have been challenging and slow going.

Cutout Replacements: Stoughton Utilities crews replaced over 50 cutouts of the same types that have historically shown signs of premature wear or experienced failure. The intent of these proactive replacements is to prevent pole fires and system outages.

Developments:

Kettle Park West: Our underground trenching and boring contractor completed the installation of the conduits and electric cabinets that will service this new development, and pulled in the new underground

cables. Street lighting was also installed. Stoughton Utilities linemen followed to terminate the cables and energize the new system.

We have provided the developer with cost estimates to serve Lot 4 of the existing KPW development, and met with the electricians onsite to create an electrical site plan. Construction has begun, and the site electrician has completed the installation of the box pad for our transformer and the underground conduits.

Nordic Ridge: The conduits for the underground electric cables were installed in mid-November for half of Phases IV and V of this development. Underground cables have been pulled, and cabinets have been set. We expect to have the full development phases installed by mid-December. This effort was delayed in late-October due to wet site conditions.

51 West: Stoughton Utilities crews abandoned and removed an existing overhead distribution line to allow for land grading work to begin. As the development moves forward, the overhead line will not be needed, and new underground cables installed through the development will provide the needed system redundancy.

Electric Service Installations: During the month of September, we installed five new underground services, five temporary services for new construction, two service repairs, and four solar system installations.

During the month of October, we installed one new underground service, one service cable upgrade, two temporary services for new construction, one service repair, and five solar system installations.

During the month of November, we installed two new underground services, three service cable upgrades, three temporary services for new construction, three service repairs, and one solar system installation.

Electric System Trouble Calls: During the month of September, staff responded to a total of 12 trouble calls and outages, including three tree branches impacting overhead wires, one lightning strike, two equipment manufacturer defects, one underground cable hit by an excavation contractor, one pole struck by a vehicle, and four wildlife contacts.

During the month of October, staff responded to a total of nine trouble calls and outages, including two tree branches impacting overhead wires, one open line fuse, one undersized tap fuse, two service lateral failures, one communication wire blocking a lane of traffic, and two wildlife contacts.

During the month of November, staff responded to a total of nine trouble calls and outages, including two tree branches impacting overhead wires, one communication wire blocking a lane of traffic, two underground cables hit by excavation contractors, and two wildlife contacts.

Industrial Customer Facility Construction: The electrician at a new industrial facility under construction spent several weeks attempting to acquire some replacement parts for the main electrical panel so the new permanent electric service could be energized and production could begin at the facility.

Nygaard Street Mixed-Use Building: After several months of delays due to back-order equipment, the electrician finally received and installed the permanent electric metering equipment. This project is now complete and has been closed out for billing.

Overhead Line Clearance Program: A crew from our contracted tree trimming provider returned to the Stoughton Utilities service territory to complete the clearance contract by trimming oak trees that were unable to be trimmed earlier in the year due to the statewide seasonal oak trimming moratorium. Their primary focus through November and December will be on US Highway 51 West and East.

Overhead Line Reconstruction: The overhead system, including poles, cables, and all other infrastructure, has been replaced along Hogie Road, and the new line has been placed into service. This project completes a multiyear project to create a tie between several circuits and provides additional options for serving customer loads from different substations.

Overhead to Underground Reconstruction: We completed an overhead to underground reconstruction and system upgrade project in the Estate Lane and Prospect Lane neighborhood. The existing overhead

lines were notorious for tree vs overhead line conflicts resulting in system outages, and due to accessibility issues along the back lot line provided very limited access for SU staff to maintain the overhead line and trim the trees to provide sufficient clearance. Yard restoration for this project was completed in October, and the project has been closed out.

Public Works Project: Stoughton Utilities assisted the Department of Public Works to remove an existing electrical crosswalk signal and replace it with a new solar powered signal.

Regional Transmission System: We coordinated a regional transmission system outage with the regional provider to conduct a scheduled outage at our South Substation. This outage was necessary for the transmission provider to operate, test, and repair an electrical hot spot on their 69-kV switch. Stoughton Utilities was in good position to handle this scheduled outage with no impact to any customers as our distribution system has been designed and maintained to easily maintain capacity to serve all loads even if one substation is removed from service. Not many municipal utilities have this redundancy built into their systems.

Vehicle Collision: A car struck an electric pole in our rural service territory, resulting in the energized cable falling and lying on the roadway while still energized. This resulted in the road being heated to over 400°, melting a dead-end shoe into a molten-liquid puddle and melting the roadway. This serves as an important reminder to never approach downed cables following a vehicle accident or storm, as they very likely remain deadly, even if they do not appear to be sparking.

Wastewater Division

Brian G. Erickson

Stoughton Utilities Wastewater System Supervisor

During the month of September, the wastewater treatment facility processed an average daily flow of 1.124 million gallons with a monthly total of 33.711 million gallons. The total precipitation for the month was 1.63 inches.

During the month of October, the wastewater treatment facility processed an average daily flow of 1.148 million gallons with a monthly total of 35.591 million gallons. The total precipitation for the month was 4.64 inches.

During the month of November, the wastewater treatment facility processed an average daily flow of 1.090 million gallons with a monthly total of 32.700 million gallons. The total precipitation for the month was 0.42 inches.

City Garage Catch Basin Cleaning: Wastewater operators emptied and cleaned the floor waste catch basins at city facility garages, including EMS, Fire Station, Police Station, Department of Public Works, Utilities Administration Building, and the Utilities Wastewater Treatment Facility.

Collection System Maintenance: Operators cleaned and inspected the three river crossing siphons, flushed and televised sanitary sewer mains to perform condition assessments ahead of the engineering work for 2022 reconstruction projects, collected GPS data points for private sanitary sewer laterals located as part of the lead service line replacement project, and collected GPS data points for public sanitary sewer infrastructure installed as part of new land developments and Kettle Park West, Nordic Ridge, and Abel Court.

A section of a sanitary sewer interceptor main was replaced on West Jefferson Street after it was found during televising efforts that the pipe had partially collapsed.

Employee Continuing Education: Wastewater operators attended the annual collection system maintenance seminar in Watertown, where a variety of topics were covered. Operators also attended the annual Wisconsin Wastewater Operators Association conference, which was held in La Crosse and featured numerous breakout training sessions.

Wastewater System Supervisor Brian Erickson attended a class on per- and polyfluoroalkyl substances (PFAS) in Madison. PFAS are man-made chemicals that have been manufactured and used in a variety of industries since the 1940s, however have only recently been brought into the spotlight in the water and wastewater industries as potential “forever” contaminants. PFAS are most commonly used as scotch guard (water repellants) and firefighting foams, as well as in food containers and other manufactured products. State and national regulatory agencies have recently begun introducing new sampling and treatment requirements for PFAS, and it is anticipated that Stoughton’s treatment operations will soon include sampling for these substances.

Employee Retirement: After 33 years of serving the Stoughton community as a wastewater treatment operator, Phil Linnerud retired from SU on November 26. Phil started at Stoughton Utilities in May 1988 as a laboratory technician and wastewater operator, and has been vital to the operation and maintenance of the treatment facility ever since. We wish Phil the best as he moves on to new life adventures!

Fall Sludge Hauling: Our contractor hauled approximately 500,000 gallons of sludge from the wastewater treatment facility’s holding tank. This sludge was injected into area farm fields to fertilize their soil. This year’s weather cooperated well with our hauling efforts, with mostly dry weather and a timely harvest.

Following the fall haul, we obtained estimates for future year hauling and field injection. We found that all providers had raised their prices significantly over what we have been paying in our current three-year contract. We ultimately signed a new contract with our current hauler at the lowest provided cost.

Generator Maintenance: Our generator maintenance contractor completed an inspection and maintenance on the standby generator that power the treatment facility, as well as performed emissions testing and adjustment.

Industrial Waste Review: Wastewater System Supervisor Brian Erickson and Utilities Director Jill Weiss met with representatives from a large food processing facility to discuss their waste treatment and discharge, including discussing future facility and operational plans and current treatment operations. A tour of the facility was provided.

Laboratory Technician Phil Linnerud has been conducting waste sampling at multiple industrial facilities to very sampling accuracy and address any discharge deficiencies.

Lift Station Maintenance: We continue to have issues with the station float switches at the Vennevoll lift station. Staff has made repairs as needed, but the problem persists.

The contractor completing the development work for the newest phase of Nordic Ridge failed to adequately protect a sanitary sewer manhole, which resulted in significant amounts of mud and debris entering the sewer collection system and Nordic Ridge lift station following a large rain event. SU wastewater operators cleaned the mains and station after the contractor agreed to assume all costs associated with the cleanup effort.

Plant Maintenance: Wastewater operators winterized outside equipment, and drained, cleaned and inspected treatment tanks. Operators also rebuild the east screw pump greaser mechanism, replaced the waste gas burner line and safety equipment, made repairs to the rooftop air handling equipment, and painted the digester floors. Operators also addressed heating and pump issues on the digester, and performed maintenance on the grit tank.

The three final clarifiers were taken out of service for inspection. The #2 clarifier was found to have structural issues on the scum arm, which will require component replacement. The #3 clarifier had the rubber deflector curtains replaced.

The three primary clarifiers were taken out of service for inspection. On all three, the sludge collector chains, wear shoes, and sprockets required replacement.

The UV effluent disinfection equipment was taken out of service for the season. This system will be restored to operation in May once outdoor temperatures rise to the point where disinfection is required.

Water Division

Kent F. Thompson
Water System Supervisor

Chemical Injectors: Water operators removed and cleaned the chemical injection ports at all four wells to ensure even distribution of disinfection chemicals into the flow of pumped water. Chemical addition occurs in conjunction with well operation so that all water pumped is treated equally throughout the water distribution system.

Employee Continuing Education: One water operator attended Wisconsin Wastewater Operators Association Classis Collection System Seminar in Watertown. The seminar covered topics including weather forecasts and the effects on the collection system, cured in place manhole rehabilitation, sewer system restrictions and remedies, a collection system rehabilitation case study and much more. Training provided necessary continuing education credits towards the water operator's wastewater certification.

Hydrant Maintenance: Water operators drained, lubricated, and repaired hydrants throughout the distribution system. As part of this maintenance effort, hydrants are disassembled from the top to clean the threaded portions of the internal mechanics, they are then greased and reassembled. Missing and broken hydrant flags are replaced with new flags. Hydrants that do not drain properly are pumped free of water to prevent freezing.

These hydrants were identified as needing maintenance during the annual system flushing. This regular maintenance ensures that hydrants operate without flaw when they are needed during fire events.

One hydrant required contracting a professional hydrant maintenance contractor. Water operators learned new tips and tricks from the contractor to advance our hydrant maintenance skillset.

Lead Service Line Replacement Program: The lead replacement contractor completed the final lead service line replacement during the month of October. A media event was held near the final lead replacement to celebrate Stoughton's monumental achievement of replacing all known lead services throughout the city in a single year. This project could have never happened without the hard work and dedication of the water and wastewater operators who put in thousands of hours in the field and in customers basements collecting the necessary data to build this project.

Our water operators started the final process of visiting each of the 698 lead properties that were replaced to ensure proper function and elevation of the curb stop valves and surface restoration. We created a punch list of items needing attention by the contractor before being considered satisfactory to our standards.

The contractor continued surface restoration and landscaping into November.

Nordic Ridge Construction: Water operators completed the flushing and facilitated the safe water sampling and pressure testing of the newly installed water main in Nordic Ridge. Water was flushed from each of the hydrants expelling approximately 220,000 gallons of highly chlorinated water used to disinfect the installed main. Once the highly chlorinated water was flushed from the main, safe water samples were collected and analyzed by the State Lab of Hygiene to ensure the main was bacteria free before being placed in service.

Regulatory Reservoir and Tower Overflow: Water operators overflowed the ground storage reservoir and both water towers. During this process, accumulated biofilm on the surface of the water is removed which reduces the amount of disinfection necessary to be added to our source water. Vent pipes are flushed of any potential accumulation of foreign matter. Computer set points are changed and checked for proper operation of the computer monitoring system. Alarms are checked to make sure that all alarms are operating properly and will call out in the event of a system deficiency.

Reservoir Maintenance Competitive Bidding: Request for proposals to complete regulatory inspection of the 400,000-gallon ground water reservoir were sent to 5 qualified contractors. 4 contractors returned proposals and one was chosen to complete the inspection. Inspection is scheduled to occur in November.

Seasonal Meters: Water operators coordinated with the Fair Board, School District, Department of Public Works, and Stoughton Parks Department to remove 27 seasonal meters throughout the city. Curb stop valves were closed and the meters were removed and transported back to our facility for storage during the winter months.

Service Leak: One service leak occurred during the month of October. The leak was identified by a contractor working in the city replacing a section of sidewalk. The water below the removed sidewalk was out of the ordinary so they called us to help identify the source. With no known services on this particular stretch of main, we completed an exploratory excavation to determine the source. A historically abandoned service was leaking past the closed curb stop valve. The service was abandoned properly and backfilled. The contractor was able to pour the sidewalk the following day.

Well No. 4 Maintenance: The chlorine pump which feeds disinfection into the water supply at this well failed. Wisconsin State Code regulates that we keep a spare pump in stock, which was installed and a new spare pump was ordered.

While completing daily rounds on a Friday morning, it was determined that the air relief valve at this well had failed. The air relief valve removes the air from the well column during start up to keep the air out of the distribution system. When the valve failed it allowed water to escape from the 2" PVC drainpipe at high velocity, ultimately breaking the drainpipe off the valve.

The well was taken out of operation until a new valve could be purchased and installed. We were able to locate, purchase and have delivered a new valve prior to the following Monday. The valve was installed, the drainpipe was rebuilt, and the well was returned to normal operation Monday morning before the well was called to run.

Well No. 5 Maintenance: We received two separate quotes to repair a coolant leak on the standby generator at Well No. 5. Both quotes exceeded \$1,000 to drain the coolant and replace a failed O-ring. We felt strongly that we could complete this repair in house for significantly cheaper and proceeded to make the repair for under \$150. The generator was placed back into operation and has been ran under load since making the repair.

Energy Services Section

Amy B. Wanek

Stoughton Utilities and WPPI Energy Services Manager (ESM)

130th Anniversary of Stoughton Utilities: At its annual meeting, WPPI Energy recognized Stoughton Utilities for their 130th anniversary as a municipal utility. A press release was drafted and was shared with local media sources.

Choose Renewable Program Promotion: All currently enrolled Choose Renewable customers received a letter informing them of the new pricing structure and per-block price reduction, along with the annual renewable report.

I have been meeting with small business owners along downtown Main Street to discuss Stoughton Utilities' renewable and efficiency offerings, including building incentives and our Choose Renewable program.

A mailing to existing Choose Renewable business customers is being developed to inform business owners that now is a good time to increase the number of blocks that they purchase each month so that can get even closer to being 100% renewable, likely at a lower cost than they were previously paying.

Following the Choose Renewable price decrease and our promotional efforts, our average block purchase by businesses has increased by over 7%, from 998 blocks per month to 1,069 blocks/month.

Focus on Energy Incentives: Stoughton Utilities customers received the following incentive amounts for energy efficiency and renewable projects from Wisconsin Focus on Energy:

Residential Efficiency: September incentives totaling \$4,195 with projected annual savings of 11.0 kW and 85,013 kWh.

October incentives totaling \$15,398 with projected annual savings of 16.4 kW and 94,814 kWh.

November incentives totaling \$6,118 with projected annual savings of 6.4 kW and 51,160 kWh.

Stoughton Utilities submits all energy-efficiency funds collected through our Commitment to Community billing rate to Wisconsin Focus on Energy to fund the statewide efficiency fund that provides these incentives.

Point Beach Solar Center Ribbon Cutting: WPPI Energy hosted a ribbon cutting ceremony at the new Point Beach Solar Energy Center, which adds 100 MW of solar energy to the WPPI Energy power portfolio and puts the membership on track for an approximate 45% reduction in carbon dioxide emissions by 2025.

Related to this, WPPI Energy has committed to becoming carbon-neutral by 2050. This formal goal will be included in the upcoming 2022-2026 business plan, and included in future marketing materials.

Solar Distributed Generation Systems: During the month of September, five new residential solar installations were energized, and we approved one service application for future installation.

During the month of October, five new residential solar systems were energized, and we approved eight service applications for future installation.

During the month of November, one new residential solar system was energized, and we approved four service applications for future installation.

“Stoughton and Renewable Energy: The Middle of a Journey”: We have written an article on community solar in Stoughton and submitted it to the local media to be included in an upcoming issue of the Courier Hub. I have been communicating with the reported as they worked to expand the story beyond just the editorial that was provided.

Stoughton Sustainability Committee: I attended the committee meetings in September and October. Utilities Director Jill Weiss and I made a presentation to the committee in October discussing the Stoughton Electric Utility and WPPI Energy, including our renewable energy purchased power portfolio, renewable distributed generation within the community, and other efficiency and sustainability measures that have been undertaken by the electric utility.

Please visit our website at www.stoughtonutilities.com to view current events, follow project schedules, view Utilities Committee meeting notices, packets and minutes, review our energy conservation programs, or to learn more about your Stoughton Utilities electric, water, and wastewater services. You can also view your current and past billing statements, update your payment and billing preferences, enroll in optional account programs, and make an online payment using *My Account* online.



Stoughton Utilities

600 South Fourth Street
P.O. Box 383
Stoughton, WI 53589-0383

Serving Electric, Water & Wastewater Since 1886

Date: December 9, 2021
To: Stoughton Utilities Committee
From: Jill M. Weiss, P.E.
Stoughton Utilities Director
Subject: Stoughton Utilities Communications

September 24, 2021	Stoughton Utilities news release announcing the commissioning of Wisconsin's newest large-scale solar energy project, the Point Beach Solar Energy Center located near Two Rivers, Wisconsin. The 100 MW of electricity generated by this project is purchased by Stoughton Utilities wholesale energy provider, WPPI Energy, and comprises a portion of their renewable power portfolio.
September 27, 2021	Thank you note from the Stoughton Lions Club for the recent donation made by Stoughton Utilities to their Stuff the Bus service project providing school supplies for those in need.
September 28, 2021	Thank you email received following the completion of a lead service line replacement at 501 E. Main St.
September 31, 2021	Thank you note received following the completion of a lead service line replacement at 921 E. Main St.
September 31, 2021	Thank you note received following the completion of a lead service line replacement at 324 S. Page St.
October 1, 2021	Fall 2021 Renewable Report, a direct mailing from Stoughton Utilities and WPPI Energy sent to all customers who participate in our <i>Choose Renewable</i> program. This issue of the report includes a member spotlight on Stoughton.
October 1, 2021	Thank you notice from the Rock River Coalition for the recent donation made by the Stoughton Utilities Round Up program to help fund their stream environmental monitoring program.
October 8, 2021	Stoughton Utilities October billing insert regarding Stoughton Utilities partnership with Focus on Energy to offer exclusive discounts on energy efficient ENERGY STAR® products during an online Energy-Saving Fair held October 11-25, 2021.
October 8, 2021	Stoughton Utilities October billing insert regarding the Wisconsin Home Energy Assistance Program (WHEAP). The 2021-22 heating season begins October 1 and runs through May 15.

- October 15, 2021 Stoughton Utilities news release announcing the replacement of the final lead service line and a ceremonial event to be held on October 21, 2021.
- October 25, 2021 Stoughton Utilities news release announcing it has received a Smart Energy Provider designation issued by the American Public Power Association for demonstrating a commitment to energy efficiency, renewable distributed generation, and other environmental initiatives.
- October 26, 2021 Stoughton Utilities news release announcing that the utility has ranked amongst the top 10 electric utilities in the nation for its green power program customer participation rate. This ranking is the result of the percentage of electric utility customers that voluntarily participate in the utility's Choose Renewable program.
- October 26, 2021 Stoughton Utilities news release discussing Public Power Week and our recent customer event that engages and gives back to the community.
- November 8, 2021 Letter from State Representative Gary Hebl recognizing Stoughton Utilities anniversary for 130 years of service to the community.
- November 8, 2021 Stoughton Utilities billing insert regarding our annual Holiday Donation Drive. Customers that donate non-perishable food items can receive a string of free LED holiday lights through December 3.
- November 23, 2021 Stoughton Utilities news release discussing its sponsorship of a livestreamed children's theater event that was presented at Stoughton's elementary schools to teach students about electrical science, energy efficiency, and electricity conservation.
- December 8, 2021 Stoughton Utilities billing insert regarding a new customer engagement program for 2021; a holiday-themed children's coloring contest. Participants can return a completed coloring form for a chance to win a gift card. All participants in the contest will receive a small holiday gift.



600 South Fourth Street
P.O. Box 383
Stoughton, WI 53589-0383

Serving Electric, Water & Wastewater Since 1886

News Release

Stoughton Utilities

FOR IMMEDIATE RELEASE

September 24, 2021

Contact: Jill Weiss, Utilities Director

Stoughton Utilities Celebrates Wisconsin's Newest Solar Energy Project

Stoughton Utilities Director Jill Weiss joined state leaders and executives from WPPI Energy and NextEra Energy Resources, LLC to celebrate the commissioning of Wisconsin's newest large-scale solar energy project – the Point Beach Solar Energy Center.

The Point Beach Solar Energy Center spans 465 acres near Two Rivers, Wis., and is adjacent to the Point Beach Nuclear Plant, which also supplies power to Stoughton through Stoughton Utilities. Construction for the Point Beach Solar Energy Center lasted 10 months and generated a significant economic boost to the region, creating 200 construction jobs and stimulating the purchase of regional goods and services.

"We look forward to supplying Stoughton with cost-effective, renewable energy produced by Point Beach Solar," said Weiss. "We know our friends and neighbors in the area value affordable, responsible power, and this new project aligns perfectly with our goals."

The Point Beach Solar Energy Center features more than 315,000 photovoltaic solar panels that convert the sun's energy into electricity, and the center has the capacity to generate 100 megawatts of electricity. The energy will power Stoughton through their not-for-profit wholesale power provider, WPPI Energy, of which Stoughton Utilities is a member-owner. The power purchase agreement will be in effect for 20 years.

“We are excited to see this project come online,” said Mike Peters, president and CEO of WPPI Energy. “Not only will Point Beach Solar provide cost-effective energy to our member communities, but it will also further diversify our portfolio and help us continue to reduce the carbon dioxide emissions associated with supplying power. It’s the type of project where everyone wins.”

With the addition of Point Beach Solar Energy Center, the WPPI Energy membership is on track for reducing carbon dioxide emissions approximately 45% by 2025 when compared to 2005. The adjacent Point Beach Nuclear Plant has been producing reliable, zero-carbon energy since the early 1970s, and WPPI Energy already purchases a portion of the power that facility produces to serve member utilities.

The Point Beach Solar Energy Center is now online and already supplying renewable energy to Stoughton.



###

Founded in 1886, Stoughton Utilities serves electric customers in Stoughton and the surrounding area, and wastewater and water customers in Stoughton.

WPPI Energy

Member-owned, not-for-profit WPPI Energy serves 51 locally owned utilities that together provide electric power to more than 200,000 homes and businesses in Wisconsin, Upper Michigan, and Iowa. Through joint action, WPPI Energy members have built a diverse, competitive and responsible power supply; a cost-effective suite of shared utility business technologies and forward-thinking services; and a highly effective voice for energy policy advocacy. For more information, visit www.wppienergy.org.

NextEra Energy Resources

NextEra Energy Resources, LLC is a clean energy leader and is one of the largest wholesale generators of electric power in the U.S., with approximately 23,900 megawatts of total net generating capacity, primarily in 38 states and Canada as of year-end 2020. NextEra Energy Resources, together with its affiliated entities, is the world's largest generator of renewable energy from the wind and sun based on 2020 megawatt hours produced on a net generation basis, and a world leader in battery storage. The business operates clean, emissions-free nuclear power generation facilities in New Hampshire and Wisconsin as part of the NextEra Energy nuclear fleet. NextEra Energy Resources, LLC is a subsidiary of Juno Beach, Florida-based NextEra Energy, Inc. (NYSE: NEE). For more information, visit www.NextEraEnergyResources.com.



9-27-21

Thank you very much for
the \$1,000.⁰⁰ donation to the
Stoughton Lions "Stuff the Bus"
service project. This helps with
school supplies for those in need.
Our project collected \$5,700.⁰⁰ in supplies
and cash. Thanks again, Stoughton Lions

The global leader in humanitarian service.

www.lionsclubs.org

Brian Hoops

From: Joanne Grassman <joanne@grandinspired.com>
Sent: Tuesday, September 28, 2021 9:51 AM
To: Jill Weiss
Subject: Thanks

Hi Jill -

Just a quick note to express my gratitude for your work on lead pipe replacement in Stoughton and the work you did with the City Council to include the group of small businesses in the mix of those eligible to have pipes replaced at no cost to the building owner. I'm of course thankful that we were able to have the pipes replaced leading to Grand Inspired - it would have been a really big hit to our renovation budget otherwise.

As a former special educator, I'm proud that Stoughton has a goal of 100% lead-free as I've seen first hand the effect on children's development that continued exposure to lead can have. Thank you on behalf of our next generation!

Enjoy this beautiful weather!

Best,
Joanne

Joanne Grassman, Owner
Grand Inspired, LLC
@GrandInspired
501 E. Main St.
Stoughton, WI 53589



9/31/2021

Dear Ms. Weiss,

Just wanted to send a note to thank you for your efforts in facilitating the process of removing lead pipes. This is an important public health measure. But, on a personal level, it is nice to know we can use tap water for drinking and cooking.


Best regards,
Corrie Nash



Thank you Jill, Kent and
Utilities for including
us in the lead pipe removal.

We appreciate you finding
the funding which would
of been quite a burden for
our volunteer organization.
With appreciation - Thanks again.
Sto. Hist. Society

2810. Main Street Bridge from
Foot Bridge, Stoughton, Wis.



Stoughton Historical Society



Stoughton Historical Society

608-873-4797

www.stoughtonhistoricalsociety.org
info@stoughtonhistoricalsociety.org

Stoughton Museum

324 South Page Street

Stoughton, WI 53589

Saturday 11:00 - 3:00

(May 17th thru August 31st)

Private tours available

FALL 2021

Renewable report

Shared strength through WPPI Energy



www.stoughtonutilities.com
608.873.3379

Choose Renewable More Popular Than Ever, More Affordable Than Ever

Our utility is a member-owner of WPPI Energy, a joint action agency made up of locally owned utilities. Together, we have built a diverse, competitive and responsible power supply. We share advanced technologies and forward-thinking services, and speak with a unified voice for effective energy policy advocacy. One of the most popular programs we offer is Choose Renewable.

POWERING YOUR SPACE WITH RENEWABLE ENERGY

As a Choose Renewable participant, you are likely aware the program ensures a portion, or all, of the energy used in your home or business is powered by renewable energy for a small increase in your monthly bill. Every year, it seems more of your neighbors want to experience the benefits and good feelings that Choose Renewable provides.

ANYONE CAN PARTICIPATE AND BENEFIT

The program's ongoing popularity is due to its considerable advantages: it allows residential customers to power their homes with clean energy at a much smaller cost than installing rooftop solar, it is available to any customers who choose to participate, and it lets businesses and municipalities achieve their sustainability goals with ease.

"We started the Choose Renewable program in response to customer demand for renewable energy options," stated Markie Bscherer, energy services manager at WPPI Energy and head of the Choose Renewable program. "The best part of the program is that anybody can join. It's a small fee, and whether you rent, own your home, or have a business, you can power it with clean energy."

NEW PRICE: NOW JUST \$2 PER MONTH!

Now, all program participants can get even more renewable energy for the same monthly cost. Each 300 kWh block of renewable energy is now just \$2 per month, down from \$3 per month. An average home uses 750 kWh per month, so as a current participant you can likely power your entire home or business for the same amount you were paying previously. Contact us if you would like to add more blocks.



AN INVESTMENT IN YOUR COMMUNITY

Choose Renewable encourages the development of renewable resources through grants to local nonprofit organizations, helping them install their own renewable energy projects. The program also grows the use and acceptance of renewable energy in the community via outreach and education efforts.



Over the past six years, Choose Renewable has helped 31 nonprofits install renewable energy projects. Together, these projects generate a carbon-free energy equivalent to that used by 240 average homes every year.

Year after year, nearly all Choose Renewable participants continue to stay with the program. "A recent survey showed that 81% of respondents stated a main reason for participating in Choose Renewable was to use fewer fossil fuels," stated Bscherer. "There are so many people in our local communities who want to support renewable energy, and this program helps them do that at an affordable cost."

Do you know someone in your community who is looking for a way to reduce their carbon footprint? Tell them about Choose Renewable. It only takes a few minutes and \$2 per month to make a big difference!



Stoughton is 1 of 45 utilities throughout Wisconsin, Michigan and Iowa that offer Choose Renewable through WPPI Energy. Together we support sustainable, clean power for our communities.

MEMBER SPOTLIGHT: STOUGHTON, WIS.

Located on the banks of the Yahara River in southern Dane County, Stoughton has a population of more than 13,000. Founded in 1847 by Luke Stoughton (what a coincidence!), many Norwegian immigrants settled in the town from the 1860s through the early 1900s.

Still known for its rich Norwegian heritage, Stoughton hosts a citywide Syttende Mai celebration each May in honor of the

Norwegian constitution day. A highlight of the celebration is the Stoughton Norwegian Dancers dance group, as well as Norwegian flags and memorabilia displayed throughout the historic downtown. Stoughton also claims to be the birthplace of the "coffee break", and hosts an annual event each August to celebrate the distinction.



Stoughton is a continuous leader in promoting renewable energy. Stoughton Utilities has 407 customers participating in Choose Renewable, utilizing 1,093 blocks of renewable energy which equates to 327,900 kWh of energy. That stands as the second highest percentage of customers participating in Choose Renewable across all 45 member communities of WPPI energy.



PO Box 383
600 S 4th St
Stoughton, WI 53589-0383

STOUGHTON UTILITIES

001 04 2011

RECEIVED
STOUGHTON, WI

PRSRT STD
US POSTAGE
PAID
MADISON, WI
PERMIT NO. 1121

*****AUTO**5-DIGIT 53511



STOUGHTON UTILITIES
PO BOX 383
STOUGHTON, WI 53589-0383

T1 # #
376



READ THE RENEWABLE REPORT ONLINE

To receive this newsletter via email, contact us at RenewableReport@wppienergy.org. We also welcome your comments, questions or story ideas. Your e-mail address will be used solely for distribution of the Renewable Report.



Solar power is our most abundant energy source.



In a single hour, the amount of energy available from the sun on Earth is more than the entire world consumes in a year.

1 hr.  **430 quintillion joules**
of energy from the sun hits Earth
(430,000,000,000,000,000)



The average home uses approx. 10,909 kWh, or **39,272,400,000 joules per year.**

Source: Energy.gov

ENERGY-SAVING FAIR



We have partnered with FOCUS ON ENERGY® to offer exclusive discounts on energy efficient ENERGYSTAR® products such as LED lightbulbs, efficient showerheads, water aerators and more.

October 11th - 25th

Water Saving Kit
\$10

- (4) 9w LEDs (60w equivalent)
- (2) 11w LEDs (75w equivalent)
- (2) 16w LEDs (100w equivalent)
- (1) 1.5gpm handheld showerhead
- (2) 0.5gpm bathroom aerators
- (1) 1.0gpm kitchen aerator
- (1) 15 foot roll of pipe wrap
- (1) hot water temperature card

LED Starter Kit
\$10

- (1) 5w (40w equivalent) LED desk lamp
- (4) 9w LEDs (60w equivalent)
- (3) 11w LEDs (75w equivalent)
- (3) 16w LEDs (100w equivalent)
- (1) 3-way LED

Candle 6-pack - **\$5**
4W usage = 40W output

Globe 6-pack - **\$5**
4W usage = 40W output

R20 6-pack - **\$5**
7W usage = 50W output

BR30 6-pack - **\$5**
8W usage = 65W output

BR40 6-pack - **\$10**
9.5W usage = 65W output

PAR38 3-pack - **\$10**
10W usage = 90W output

High Lumen 33w LED - **\$11**
33W usage = 300W output

There is more product available on your event website. However, if you are not able to visit the website; you may call in to order at **888-925-7009**. Mention you are calling for the Focus on Energy Stoughton Utilities pop-up event.





Our mission:

"To educate and bring together people of diverse interests to protect and improve the economic, environmental, cultural, and recreational resources of the Rock River Basin in Wisconsin"

October 1, 2021

**City of Stoughton Utilities
600 S Fourth St
Stoughton, WI 53589-0383**

Re: Receipt from the Rock River Coalition

Dear City of Stoughton Utilities,

On behalf of the staff and board of directors of Rock River Coalition thank you for your generous support of our organization in the amount of \$1,000.

Without you we could not continue our successful stream monitoring program, or our other efforts in the Rock River Basin in Wisconsin.

If you indicated membership in one of our chapters, they also send you their thanks, as 25% of your membership will go to their work.

Please use this document as your tax receipt.

Sincerely,

A handwritten signature in blue ink, appearing to read "Eric Compas", is written over a faint, illegible printed name.

**Eric Compas, RRC President
For the Rock River Coalition Board**

**Rock River Coalition, Inc. is a 501(c)(3) nonprofit organization.
No goods or services were received in consideration of this gift.**



A HELPING HAND FOR COLD WEATHER COSTS 2021-2022 HEATING SEASON

No one should be left in the cold. Wisconsin's Home Energy Assistance Program (WHEAP) provides assistance with heating costs, electric costs, and energy crisis situations. The program is operated by local social and human services, and is available to income-qualified households. Energy assistance is a one-time payment each heating season (October 1 through May 15). The amount of the heating assistance benefit varies according to household size, income level, and household heating costs. Visit homeenergyplus.wi.gov or call (866) 432-8947 for eligibility and program details.

Household Size							
1	2	3	4	5	6	7	8
\$ 2,591.92	\$ 3,389.42	\$4,186.92	\$4,984.42	\$5,781.92	\$6,579.42	\$6,729.00	\$6,878.50

Gross Household Income for 1 Month — *Not Annual*

**CONTACT ENERGY ASSISTANCE TO SEE
IF YOU QUALIFY AT 1-866-HEATWIS**



At Stoughton Utilities, we join forces with other local not-for-profit utilities through WPPI Energy to share resources and lower costs.

stoughtonutilities.com (608) 873-3379

Shared strength through  WPPI Energy



News Release

Stoughton Utilities

FOR IMMEDIATE RELEASE

October 15, 2021

Contact: Jill Weiss, Utilities Director

Stoughton Utilities Eliminates Lead Service Lines in Stoughton

On October 21, 2021, Stoughton Utilities will be replacing the last lead water service line in the City of Stoughton. This final removal will occur at 1124 E Academy Street, Stoughton, at 9:00 a.m. Stoughton Utilities will be commemorating this final removal by hosting a ceremony at the property, with representatives from the project contractor, the Wisconsin Department of Natural Resources, engineering consultants, and the City of Stoughton in attendance. Media and members of the public are invited to attend.

The replacement of this last water service line marks the end of an effort to locate and remove all lead water service lines. Throughout 2021, a total of 698 water service lines were replaced, making Stoughton's water distribution system completely lead free.

Stoughton Utilities began working with the Stoughton Utilities Committee and the Stoughton City Council to enact an ordinance declaring lead service lines as a public nuisance and mandating the replacement of all public and privately-owned lead service lines.

The utility also worked closely with the Wisconsin Department of Natural Resources (DNR) to obtain grant funding to replace all privately-owned lead service lines in 2021 at no cost to individual homeowners. A grant in the amount of \$3,561,281 was received, which funded the full cost to replace the privately-owned portion of all lead service lines. The utility will spend

approximately an additional \$2,600,000 to fund the cost to replace the publicly-owned portion of all lead service lines.

Beginning in April 2021, the utility began working closely with its construction contractor, Five Star Energy Services, to schedule and replace all of the 698 lead service lines in the city. This large-scale project will conclude ahead of schedule on October 21, 2021.

“To complete a project of this magnitude in such a short time is a huge undertaking, but it’s important to ensure that everyone in Stoughton has safe drinking water,” said Stoughton Utilities Director Jill Weiss. “Lead service line replacements typically cost homeowners thousands of dollars, and through the efforts of Stoughton Utilities, Five Star Energy Services, and the Wisconsin Department of Natural Resources, we were able to complete this project quickly at no cost to individual homeowners.”

Background:

Lead is a naturally occurring metal that can be toxic to humans and animals if ingested. It can be found in the air, soil, water, and inside of our homes. Stoughton’s water does not have lead present when the water leaves the wells and the water mains do not contain lead. However, water can be contaminated as it travels through lead service pipes that connect some older homes to the water mains, since these service pipes can slowly corrode over time. Lead can cause serious health problems if too much is ingested, especially in pregnant women and young children.

Lead has been used in many products found around the home in the form of paint, ceramics, plumbing materials, gasoline, batteries, and cosmetics. When lead is released into the air, it can travel long distances before settling to the ground.

Stoughton Utilities tests the cities drinking water each year for contaminants, including lead, to ensure that the drinking water continues to be safe to drink. In 2019, six of thirty drinking water sites tested returned samples that contained elevated concentrations of lead.

Founded in 1886, Stoughton Utilities serves electric customers in Stoughton and the surrounding area, and wastewater and water customers in Stoughton.



Stoughton Utilities

600 South Fourth Street
P.O. Box 383
Stoughton, WI 53589-0383

Serving Electric, Water & Wastewater Since 1886

News Release

Stoughton Utilities

FOR IMMEDIATE RELEASE

October 25, 2021

Contact: Jill Weiss, Utilities Director

Stoughton Utilities Recognized as a Smart Energy Provider

Stoughton Utilities has earned a Smart Energy Provider (SEP) designation from the American Public Power Association for demonstrating a commitment to and proficiency in energy efficiency, distributed generation, and environmental initiatives that support the goal of providing safe, reliable, low-cost, and sustainable electric service.

Matt Hein, Energy Services Manager of Cedar Falls Utilities in Cedar Falls, Iowa and chair of the Energy Innovation Committee, presented the designations on October 25 in Scottsdale, Arizona during APPA's annual Customer Connections Conference.

The SEP designation, which lasts for two years (December 1, 2021 to November 30, 2023), recognizes public power utilities for demonstrating leading practices in four key disciplines: smart energy program structure; energy efficiency and distributed energy programs; environmental and sustainability initiatives; and customer experience. Stoughton Utilities joins more than 90 public power utilities nationwide that hold the SEP designation.

“Utilities that earn the SEP designations are going the extra mile beyond providing electricity for their communities,” said Hein. “This designation celebrates utilities that are committed to serving their customers with leading smart energy programs and energy services. These communities

should be proud that their utilities are focused on providing excellent service while planning for the future.”

“We are proud to be recognized as a utility at the forefront of smart energy best practices,” said Jill Weiss, Utilities Director. “This SEP designation represents our dedication to offering programs that help our customers save money, reduce our collective environmental impact, and support our community’s responsible energy use.”

Founded in 1886, Stoughton Utilities serves electric customers in Stoughton and the surrounding area, and wastewater and water customers in Stoughton.

The American Public Power Association is the voice of not-for-profit, community-owned utilities that power 49 million people in 2,000 towns and cities nationwide. The Association advocates and advises on electricity policy, technology, trends, training, and operations.



Stoughton Utilities

600 South Fourth Street
P.O. Box 383
Stoughton, WI 53589-0383

Serving Electric, Water & Wastewater Since 1886

News Release

Stoughton Utilities

FOR IMMEDIATE RELEASE

October 26, 2021

Contact: Jill Weiss, Utilities Director

Stoughton Receives Spotlight as National Leader in Renewable Energy

Stoughton is again receiving national recognition from the Department of Energy's National Renewable Energy Laboratory (NREL) for the community's renewable energy efforts.

NREL evaluated the renewable energy efforts of utilities in four categories and released lists of the top 10 utilities across the nation. Customers of Stoughton Utilities rank tenth in the nation for their Green Power Participation rate. This is the seventh time Stoughton has made it into the top 10 rankings since 2009.

NREL's list for Green Power Participation Rates measures the percentage of customers who participate in a utility's renewable or 'green' energy programs. In 2020, over 4% of SU customers voluntarily participated in Choose Renewable.

"We're proud of the people of Stoughton for keeping our community on the map when it comes to renewable energy," said Jill Weiss, utilities director of Stoughton Utilities. "To have so many individuals invested in a zero-carbon future is very exciting, and I hope we're able to continue leading the way until every community in the nation runs on 100% renewable energy."

One of the utility's most popular offerings, Choose Renewable, helped the community obtain the recognition. The program allows customers to sign up to increase their monthly bill by a few dollars, ensuring their space is powered by renewable energy such as solar, wind and biogas. A

typical home can run on clean energy with the purchase of two to three blocks, with one 300 kilowatt-hour (kWh) block costing \$2 per month.

Stoughton Utilities continues to add renewable energy to its overall power supply as well. In September 2021, the Point Beach Solar Energy Center came online. Located near Two Rivers, Wis., the facility features more than 315,000 solar panels with the capacity to generate 100 megawatts of electricity. WPPI Energy, a wholesale power provider owned by the member utilities it serves, is purchasing the energy. As a member-owner of WPPI Energy, Stoughton is now powered by a portion of that energy. With the addition of Point Beach Solar, the WPPI Energy membership is on track to reduce carbon dioxide emissions approximately 45% by 2025 when compared to 2005.

To learn more about Stoughton Utilities' renewable energy efforts, visit stoughtonutilities.com.

###

Stoughton Utilities

Stoughton Utilities is a municipally owned and operated utility serving residents and businesses in Stoughton, Wis. For more information visit stoughtonutilities.com.

NREL

NREL is the U.S. Department of Energy's primary national laboratory for renewable energy and energy efficiency research and development. For more information visit nrel.gov.



Stoughton Utilities

600 South Fourth Street
P.O. Box 383
Stoughton, WI 53589-0383

Serving Electric, Water & Wastewater Since 1886

News Release

Stoughton Utilities

FOR IMMEDIATE RELEASE

October 26, 2021

Contact: Jill Weiss, Stoughton Utilities Director

STOUGHTON UTILITIES CELEBRATES PUBLIC POWER WEEK

Each year, Stoughton Utilities holds an annual Public Power Week event that highlights the benefits that “public power” brings to the utility, its customers, and the City of Stoughton.

This year, staff at Stoughton Utilities celebrated Public Power Week with a scavenger hunt and trivia contest. Customers were given a daily clue to help them either find the “secret location,” or answer a Stoughton trivia question. Customers were asked to send us a picture of themselves or a family member at the location or email us the answer to that day’s trivia question to be entered to win a daily grand prize. Daily grand prize winners were given the choice between that day’s grand prize or a \$300 utility bill credit. Grand prizes included an Ecobee smart thermostat bundle, an iRobot Roomba, an electric lawnmower, and more. Ten additional participants were randomly selected each day to receive a \$10 utility bill credit. A total of 227 photos and trivia answers were submitted throughout the week by Stoughton Utilities customers.

Public power refers to the fact that the City of Stoughton owns and operates the not-for-profit utility to provide reliable electricity to homes and businesses. Local employees provide quick responses when issues arise and assistance with identifying energy-saving improvements. Public power utilities like Stoughton Utilities are supported by customer revenues, not taxes, and provide substantial payments in lieu of taxes to local governments to help keep local economies strong.

“Because we are owned by our customers rather than shareholders, we can focus on local priorities such as helping to sponsor economic development efforts, support high school scholarships, and participate in local events,” said Stoughton Utilities Director Jill Weiss. “In honor of Public Power Week, we like to give back to all of our customers with a special event.

Public Power Week is celebrated across the country every year during the first full week of October. The event honors the over 2,000 communities served by a locally owned not-for-profit public power utility. For more information about the event, call the Stoughton Utilities office at (608) 873-3379, or visit <https://www.stoughtonutilities.com>.

###

What Makes Public Power Utilities Unique?

Most public power utilities are owned by a city or town, ranging from small villages to large metropolitan cities. They are governed by either a city council or independently elected/appointed board. Above all, they are accountable to the people they serve. Community citizens have a direct and powerful voice in utility decisions and policies. Public power utilities are not-for-profit, locally-owned and operated, and usually lower cost than private utilities.

About Stoughton Utilities

Founded in 1886, Stoughton Utilities serves electric customers in Stoughton and the surrounding area; and wastewater and water customers in Stoughton.



GARY ALAN HEBL

STATE REPRESENTATIVE

November 8, 2021

Jill Weiss, Director
Stoughton Utilities
600 S Fourth Street
Stoughton, WI 53589

Dear Ms. Weiss: *J. Hebl*

On days when the Assembly is in session, legislators have the opportunity to adjourn in honor of special people and events in their district. On Tuesday, October 26th, while the Assembly was in session, I adjourned in honor of Stoughton Utilities for celebrating 130 years of service.

To mark this momentous occasion in our state's permanent history, the adjournment has been recorded in the enclosed *Assembly Journal*, the official state record of the day's proceedings. I hope you enjoy reading it and share with the other folks in the office.

Congratulations to you and everyone who has had a hand in Stoughton Utilities success. If I can ever be of assistance you with any state or legislative matter, please feel free contact to me.

With Warmest Regards,

Gary
GARY HEBL
State Representative
46th Assembly District

Assembly Bill 609

Relating to: local housing investment fund programs.

The question was: Shall Assembly Amendment 1 to **Assembly Bill 609** be adopted?

Motion carried.

The question was: Shall **Assembly Bill 609** be ordered engrossed and read a third time?

Motion carried.

Representative Petersen asked unanimous consent that the rules be suspended and that **Assembly Bill 609** be given a third reading. Granted.

The question was: **Assembly Bill 609** having been read three times, shall the bill be passed?

Motion carried.

Representative Cabral-Guevara asked unanimous consent to be recorded as voting "No" on the previous question. Granted.

Representative Sortwell asked unanimous consent to be recorded as voting "No" on the previous question. Granted.

Representative Petersen asked unanimous consent that the rules be suspended and that **Assembly Bill 609** be immediately messaged to the Senate. Granted.

Speaker Pro Tempore August in the chair.

Assembly Bill 610

Relating to: prohibiting certain property tax assessment practices.

The question was: Shall Assembly Amendment 1 to **Assembly Bill 610** be adopted?

Motion carried.

The question was: Shall **Assembly Bill 610** be ordered engrossed and read a third time?

Motion carried.

Representative Petersen asked unanimous consent that the rules be suspended and that **Assembly Bill 610** be given a third reading. Granted.

The question was: **Assembly Bill 610** having been read three times, shall the bill be passed?

Motion carried.

Representative Wichgers asked unanimous consent to be recorded as voting "No" on the previous question. Granted.

Representative Petersen asked unanimous consent that the rules be suspended and that **Assembly Bill 610** be immediately messaged to the Senate. Granted.

Assembly Joint Resolution 74

Relating to: observing August 15, 2021, as India Day in Wisconsin.

The question was: Shall **Assembly Joint Resolution 74** be adopted?

Motion carried.

Representative Petersen asked unanimous consent that the rules be suspended and that **Assembly Joint Resolution 74** be immediately messaged to the Senate. Granted.

Assembly Joint Resolution 75

Relating to: designating September 2021 and 2022 as Ovarian Cancer Awareness Month.

The question was: Shall **Assembly Joint Resolution 75** be adopted?

Motion carried.

Representative Petersen asked unanimous consent that the rules be suspended and that **Assembly Joint Resolution 75** be immediately messaged to the Senate. Granted.

VISITORS

During today's session, the following visitors honored the Assembly by their presence and were welcomed by the presiding officer and the members:

Jason Glomp, Tyler Hill and Sarah Haas, staff and interns of Representative Baldeh.

ANNOUNCEMENTS

Representative Hesselbein asked unanimous consent that the Assembly adjourn in honor of her staff member Olivia Xistris-Songpanya, for her exceptional work for the 79th Assembly District. Granted.

Representative Hebl asked unanimous consent that the Assembly adjourn in honor of Stoughton Utilities, for celebrating 130 years of service to the community. Granted.

Representative Hebl asked unanimous consent that the Assembly adjourn in honor of Rick Wicklund of Sun Prairie, utility manager at Sun Prairie Utilities, for receiving the WPPI Energy Individual Achievement Award. Granted.

Representative Hebl asked unanimous consent that the Assembly adjourn in honor of Bob and Beverly Hebl, who celebrated their 67th wedding anniversary on September 4, and Bob who celebrated his 90th birthday on October 4. Granted.

Representative Hebl asked unanimous consent that the Assembly adjourn in honor of Clarence Osland, WWII Army veteran, who at 98 years old, went on a "Dream Flight", a program by private pilots who own biplanes to honor World War II Veterans with rides. Nominated by Stoughton VFW Post 328 Commander Ilein Taipe, Clarence is its oldest member. Granted.

ADJOURNMENT

Representative Petersen moved that the Assembly stand adjourned until 11:00 A.M. on Wednesday, October 27.

The question was: Shall the Assembly stand adjourned?

Motion carried.

The Assembly stood adjourned, 4:25 P.M.



HOLIDAY DONATION DRIVE

Stoughton Utilities is hosting a Holiday Donation Drive, collecting non-perishable food donations for local food pantries!

November 22, 2021–December 3, 2021 or while supplies last


Stoughton Utilities Administration Building • 600 S. Fourth Street

Just stop into our office with your donations during our regular business hours. For your safety and the safety of SU employees, please wear a mask while making your donation.

All customers making donations will receive a string of LED holiday lights!



Join us for a special one-time kick off event on Saturday, November 20 from 10:00 a.m. to 2:00 p.m. and with each item donated, customers will also be entered into a drawing to win prizes including an electric snowblower, and utility bill credits!



The food pantry is in special need of the following items:

sugar, flour, canned fruits and vegetables, individual fruit cups for snacks, oatmeal, laundry soap, ketchup, tuna, and spaghetti noodles. No expired, opened, or personal hygiene items please.

While supplies last, limit 10 entries into the prize drawing per customer. Limit one string of lights per customer. Expired donations will not be accepted.



At Stoughton Utilities, we join forces with other local not-for-profit utilities through WPPi Energy to share resources and lower costs.

stoughtonutilities.com (608) 873-3379

Shared strength through  WPPi Energy



Stoughton Utilities

600 South Fourth Street
P.O. Box 383
Stoughton, WI 53589-0383

Serving Electric, Water & Wastewater Since 1886

News Release

Stoughton Utilities

FOR IMMEDIATE RELEASE

November 23, 2021

Contact: Jill Weiss, Utilities Director

Stoughton Utilities Brings Livestream Theatre Event to Local Students

Stoughton Utilities once again worked with The National Theatre for Children (NTC) to educate and inspire students and their families in Stoughton. This year's program, titled "The Energized Guyz," was livestreamed this fall and delivered virtually, accommodating students whether they were learning in the classroom, remotely from home, or a combination of both.

The program brings information on energy efficiency and electricity to more than 80 schools in Wisconsin, Michigan, and Iowa, focusing on the following educational points:

- What energy is
- The uses of energy
- How energy is wasted
- How we conserve energy

"The Energized Guyz" livestream program features a host who introduces the program, sets up and recaps a series of comedic videos, and leads a Q&A in which students and teachers can submit questions for the host to answer live in real time. The educational videos tell a hilarious, superhero-themed story about science, energy efficiency, and electricity.

“We always look forward to partnering with NTC and the local schools to provide this opportunity for students,” said Jill Weiss, Utilities Director. “It’s a great way to encourage students in the area to learn more about energy.”

Livestream events accompany a digital curriculum including games, e-books, hands-on lessons, assessments for educators, smart speaker apps and more. The utility sponsors every aspect of the program, making it a valuable, cost-free supplement for teachers looking to enhance their learning resources this school year.

For more information about “The Energized Guyz” livestream event, visit nationaltheatre.com.

###



About Stoughton Utilities

Founded in 1886, Stoughton Utilities serves electric customers in Stoughton and the surrounding area; and wastewater and water customers in Stoughton. The utility is a member-owner of wholesale power supplier WPPI Energy. To learn more, visit stoughtonutilities.com.

About National Theatre for Children

NTC is a premium provider of educational programming with operations in the U.S., Australia and New Zealand. NTC works directly between schools and clients to promote beneficial behaviors and life skills to students in grades K-12 on a local, regional and national level.



Welcome to
Stoughton



Stoughton Utilities

GET OUT YOUR CRAYONS, MARKERS & PENCILS! ENTER TO WIN!

Holiday Coloring Contest

OFFICIAL CONTEST RULES

1. One submission per person. Adult entries welcome!
2. All entries must be received by **January 1, 2022**.
3. Mail entries to Stoughton Utilities, PO Box 383, Stoughton, WI 53589, or email to contest@stoughtonutilities.com.
4. Additional coloring pages can be downloaded at stoughtonutilities.com.
5. Entries will be displayed in the local utility office through January 1.

PRIZES

1. There will be two randomly selected grand prize winners, as well as one winner from each age group: ages 4-6, ages 7-9, ages 10-12, and ages 13+.
2. Winners in each age group will receive a \$25 Visa gift card. Grand prize winners will be awarded a \$50 Visa gift card.
3. The winners will be selected by Stoughton Utilities staff. All decisions of the judges are final.

ENTRANT CONTACT INFORMATION

Name: _____

Age Group (circle one): ages 4-6 ages 7-9 ages 10-12 ages 13+

Utility Account Number or Address: _____

Utility Account Holders Name: _____

Phone Number: _____ Email Address: _____



At Stoughton Utilities, we join forces with other local not-for-profit utilities through WPPI Energy to share resources and lower costs.

stoughtonutilities.com (608) 873-3379

Shared strength through  WPPI Energy



Stoughton Utilities

600 South Fourth Street
P.O. Box 383
Stoughton, WI 53589-0383

Serving Electric, Water & Wastewater Since 1886

Date: December 9, 2021

To: Stoughton Utilities Committee

From: Jill M. Weiss, P.E.
Stoughton Utilities Director

Subject: Status of the Utilities Committee Recommendation(s) to the Stoughton Common Council

The following items from prior Stoughton Utilities Committee Meeting(s) were presented to and/or acted upon by the Stoughton Common Council at their September 28, 2021 meeting:

Consent Agenda:

1. Minutes of the August 16, 2021 Regular Utilities Committee Meeting
2. Stoughton Utilities August Payments Due List Report
3. Stoughton Utilities July Financial Summary
4. Stoughton Utilities July Statistical Report



600 South Fourth Street P.O. Box 383
Stoughton, WI 53589-0383

Serving Electric, Water & Wastewater Since 1886

Date: December 9, 2021

To: Stoughton Utilities Committee

From: Jill M. Weiss, P.E.
Stoughton Utilities Director

Subject: Status Update: Lead Service Line Replacement Programs

Construction efforts for the 2021 Lead Water Service Replacements Project have been completed by the awarded construction contractor, Five Star Energy Services, LLC. Stoughton Utilities commemorated the project completion with a ceremonial removal of the last lead service line on October 21, 2021, with representatives from the utility, the project contractor, the Wisconsin Department of Natural Resources, engineering consultants, and the City of Stoughton in attendance. Media and members of the public were also invited to attend.

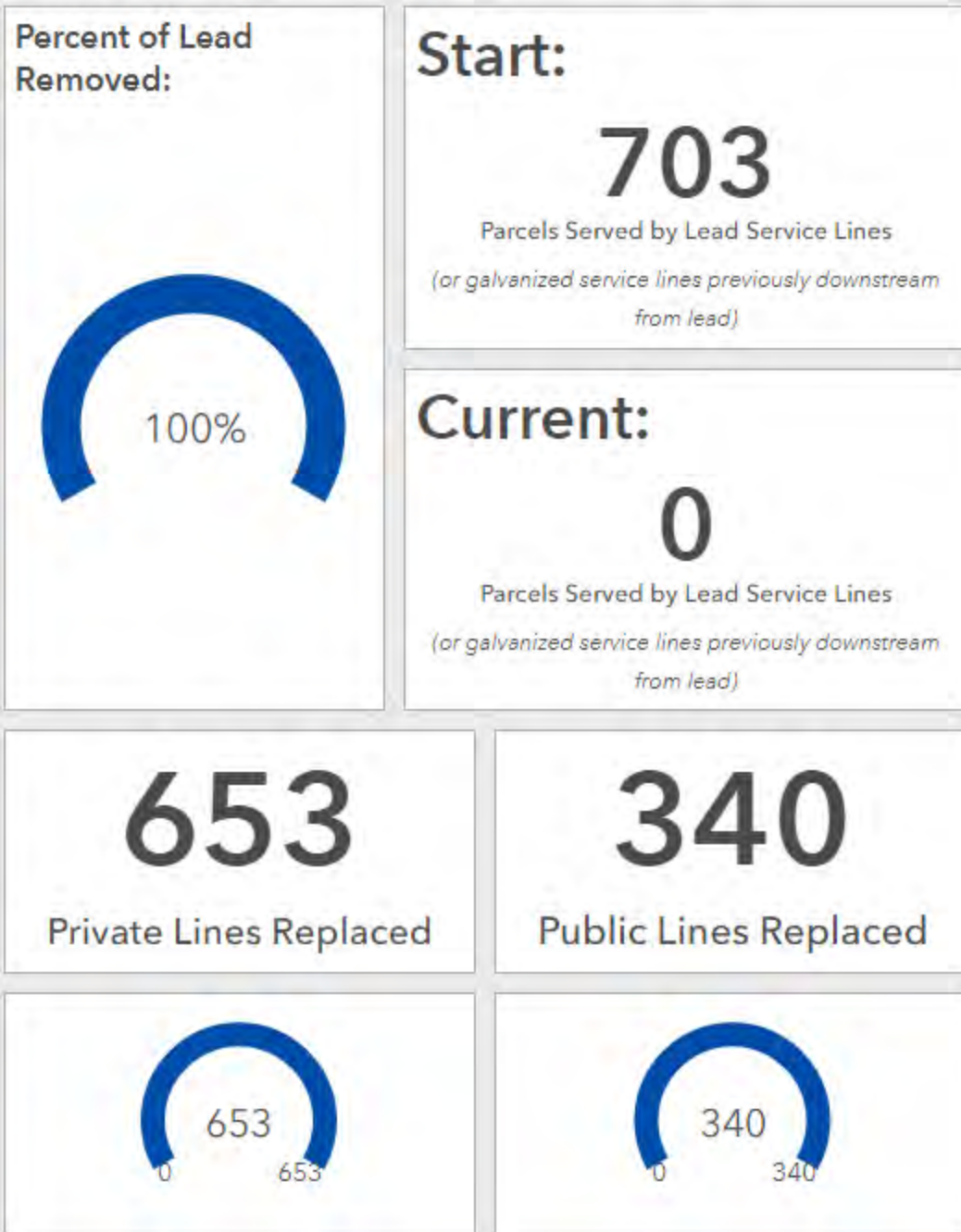
As part of the project, lead service lines were replaced at 703 parcels, including the replacement of 340 publicly owned and 653 privately owned lead service lines. Following the completion of this project, there are now zero known lead service lines remaining in the City of Stoughton.

Following the completion of the line replacement construction work, the contractor focused on lawn, sidewalk, and asphalt restoration work.

Stoughton Utilities administrative staff and our consulting engineering field services technician continue to work with the contractor to obtain, review, and approve all pay requests for work completed. Final grant reimbursement requests will be submitted to the Wisconsin Department of Natural Resources prior to the end of 2021. Staff is also updating our mapping and continuing property records to reflect the service lines that were retired and installed.

Stoughton Utilities water operators continue to review the completed replacement and restoration work and have developed a final punch list of remaining items for the contractor to address.

Project Completion Statistics:





Stoughton Utilities

600 South Fourth Street
P.O. Box 383
Stoughton, WI 53589-0383

Serving Electric, Water & Wastewater Since 1886

Date: December 8, 2021

To: Stoughton Utilities Committee

From: Shannon Statz
Stoughton Utilities Finance Manager

Jill M. Weiss, P.E.
Stoughton Utilities Director

Subject: Stoughton Utilities Proposed 2022 Budget and Five Year (2022 – 2026) Capital Improvement Projects (CIP) Plan Budget Summary

The 2022 electric, water and sewer budgets have been prepared using a forecast of 2021 expenses and revenues, as well as, knowledge we have today regarding future trends. The COVID pandemic continues to have an impact on our costs and materials. There are adjustments forecasted in 2022, where appropriate, reflecting what we know at this time. In 2021, all three utilities budgeted for a wage realignment study and implementation. This project is still in process and has been carried forward into 2022. Effective January 1, 2022 a 3.1% increase for eligible staff has been reflected.

Below is a summary of each utility's expenses, capital projects and revenues.

ELECTRIC

OPERATING EXPENSES

- Our largest expense is purchase power. We have forecasted costs using WPPI's projected 2022 rates and applied those to each year after.
- We anticipate that there will be one retirement in 2022. We have budgeted for a replacement of this position as of 1/1/22. There is expected to be an overlap of staffing for this position for a few months to account for training.
- Most other expenses were forecasted using a prior three-year average.

CAPITAL IMPROVEMENT PLAN

- The cost of transformers and electric meters are increasing. We have budgeted for a 50% increase in the cost of transformers and 12% increase in electric meters.
- Outside of our routine capital expenses, we have allotted funds for a light duty truck, a backyard machine and substation updates and/or additions.

OPERATING REVENUES

- We have forecasted a very minimal increase (.0018%) in electric usage across all categories.
- Looking towards the future, we expect that we will implement a rate increase in 2024 of 2.5%

WATER

OPERATING EXPENSES

- Notable expense increases in 2022 include \$47,000 for water system studies and \$25,000 for rehab at well #6.
- Most other expenses were forecasted using a prior three-year average.

CAPITAL IMPROVEMENT PLAN

- We have budgeted an additional \$50,000 for water meters in 2022. There are a large number of replacements that will need to occur within the coming years. Our plan is to spread out the cost over a few years.
- The watermain replacement on Academy Street is planned for 2022.
- We have provided for engineering costs associated with the DOT projects in 2025, 2026 and 2027.
- Our 2022 capital projects will be paid for with cash on hand. No bond issuance is expected in 2022.

OPERATING REVENUES

- We have forecasted flat usage for 2022 thru 2026 in all rate classes.
- In 2022, our rate case will wrap up with an anticipated 8% increase. (This increase amount was discussed at the August 16, 2021 Utilities Committee meeting). Our budget reflects this increase beginning 4/1/22. Future budgets reflect a simplified rate case in 2024 of 3%, followed by a full rate case in 2025 with a projected 4% increase.

SEWER

OPERATING EXPENSES

- Most expenses were forecasted using the three-year average. Adjustments were made where appropriate. We do have some additional expenses allotted for cleaning of our digester.

CAPITAL IMPROVEMENT PLAN

- The sewer main replacement on Academy Street is planned for 2022.
- We have provided for engineering costs associated with the DOT projects in 2025, 2026 and 2027.

- In addition to our routine capital expenses, we have funds designated for televising equipment and software and a generator at one of our lift stations.
- Our 2022 capital projects will be paid for with cash on hand. No bond issuance is expected in 2022.

OPERATING REVENUES

- We have forecasted flat usage for 2022 thru 2026 in all rate classes.
- It is projected that we will need to adjust rates every two years starting in 2022. At this time, those adjustments are thought to be 6% each.

The Stoughton Utilities Proposed 2022 Budget and Five-Year CIP is provided for approval and recommendation to the City of Stoughton Common Council. It is scheduled for Common Council adoption on December 14, 2021.

Enclosure



STOUGHTON UTILITIES

Proposed Annual Budget for the Year
2022

**FOR THE FISCAL YEAR
JANUARY 1, 2022 THROUGH
DECEMBER 31, 2022**



**Stoughton Utilities
2022 Proposed Budget Summary**

accounting shared/budget/

	<u>Electric</u>	<u>Water</u>	<u>Wastewater</u>	<u>Total</u>
OPERATING REVENUES	\$ 15,430,692	\$ 2,514,663	\$ 2,354,800	\$ 20,300,155
OPERATING EXPENSES				
Operation & Maintenance Expense	\$ 13,335,662	\$ 1,170,398	\$ 1,237,284	\$ 15,743,344
Taxes (PILOT)	\$ 432,368	\$ 429,456	\$ -	\$ 861,824
Depreciation	\$ 1,106,604	\$ 395,507	\$ 914,504	\$ 2,416,615
Total Operating Expenses	\$ 14,874,634	\$ 1,995,361	\$ 2,151,788	\$ 19,021,783
OPERATING INCOME	\$ 556,058	\$ 519,302	\$ 203,012	\$ 1,278,372
RATE OF RETURN (ROR)	3.55%	4.00%		

STOUGHTON ELECTRIC UTILITY
OPERATING REVENUES AND EXPENSES
FORECASTED FOR THE YEAR 2022

12/9/2021 9:51

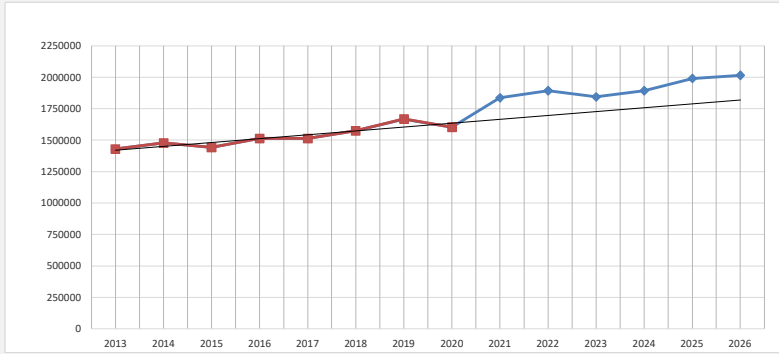
OPERATING REVENUES	Proposed	% Change	Estimated	Actual	Actual	Actual
Sales	2022	2022/2021	2021	2020	2019	2018
Residential	\$ 8,056,061	1.3%	\$ 7,956,093	\$ 7,657,876	\$ 7,292,072	\$ 7,661,302
General Service	\$ 1,890,181	3.0%	\$ 1,835,150	\$ 1,818,926	\$ 1,857,094	\$ 1,836,320
Small Power CP1 Customers	\$ 1,650,940	0.8%	\$ 1,637,996	\$ 1,565,734	\$ 1,581,750	\$ 1,650,121
Large Power CP2 Customers	\$ 1,113,116	1.5%	\$ 1,096,489	\$ 1,018,097	\$ 963,312	\$ 1,072,894
Industrial Power CP3 Customers	\$ 2,495,957	1.6%	\$ 2,456,352	\$ 2,335,370	\$ 2,668,331	\$ 2,661,544
Street Lighting	\$ 79,437	-16.3%	\$ 94,913	\$ 86,019	\$ 106,614	\$ 113,848
Total Sales	\$ 15,285,692	1.4%	\$ 15,076,993	\$ 14,482,022	\$ 14,469,173	\$ 14,996,029
Other Operating Revenues						
Forfeited Discounts (Penalties, NSF, Reconnect)	\$ 26,639	1.4%	\$ 26,275	\$ 25,238	\$ 30,642	\$ 32,444
Other (Permits, ATC Common Facilities, etc.)	\$ 118,361	-0.3%	\$ 118,725	\$ 132,624	\$ 124,757	\$ 107,557
Total Other Operating Revenues	\$ 145,000		\$ 145,000	\$ 155,439	\$ 155,399	\$ 140,001
Total Operating Revenues	\$ 15,430,692		\$ 15,221,993	\$ 14,637,461	\$ 14,624,572	\$ 15,136,030
OPERATING EXPENSES						
Power Production Expenses (WPPI-Wholesale Power)	\$ 11,443,347	3.2%	\$ 11,083,681	\$ 10,596,835	\$ 10,832,755	\$ 11,288,599
Transmission/Distribution (Substations, Poles, Lines, etc.)	\$ 787,768	2.3%	\$ 769,694	\$ 699,648	\$ 720,214	\$ 614,409
Customer Accounting and Collection	\$ 314,357	2.1%	\$ 307,894	\$ 307,580	\$ 284,840	\$ 274,725
Administrative and General (Salaries, Benefits, Insurance)	\$ 790,190	5.3%	\$ 750,281	\$ 751,052	\$ 834,880	\$ 861,890
2021 Add'l Pay Adjustments/Strategic Planning						
Depreciation	\$ 1,106,604	2.5%	\$ 1,079,476	\$ 1,050,394	\$ 1,044,044	\$ 964,067
PILOT	\$ 432,368	-1.3%	\$ 438,046	\$ 445,995	\$ 452,940	\$ 432,589
Total Operating Expenses	\$ 14,874,634		\$ 14,429,072	\$ 13,851,504	\$ 14,169,673	\$ 14,436,279
REGULATORY OPERATING INCOME (LOSS)	\$ 556,058		\$ 792,921	\$ 785,957	\$ 454,899	\$ 699,751
ROR	3.55%		5.02%	5.16%	2.87%	4.99%

ELECTRIC

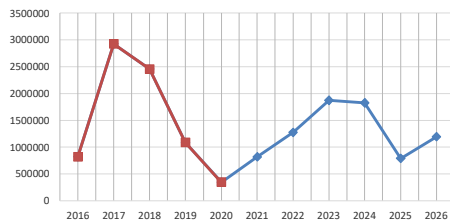
		O&M	\$ Change from Prior Year	% Change from Prior Year
ACTUAL	2009	\$ 1,361,451		
	2010	\$ 1,372,746	\$ 11,295	0.83%
	2011	\$ 1,399,875	\$ 27,129	1.98%
	2012	\$ 1,279,340	\$ (120,535)	-8.61%
	2013	\$ 1,429,003	\$ 149,663	11.70%
	2014	\$ 1,478,092	\$ 49,089	3.44%
	2015	\$ 1,441,526	\$ (36,566)	-2.47%
	2016	\$ 1,513,462	\$ 71,936	4.99%
	2017	\$ 1,513,434	\$ (28)	0.00%
	2018	\$ 1,574,655	\$ 61,221	4.05%
	2019	\$ 1,668,241	\$ 93,586	5.94%
2020	\$ 1,603,633	\$ (64,608)	-3.87%	
FORECASTED	2021	\$ 1,836,450	\$ 232,817	14.52%
	2022	\$ 1,893,315	\$ 56,865	3.10%
	2023	\$ 1,844,624	\$ (48,691)	-2.57%
	2024	\$ 1,894,170	\$ 49,546	2.69%
	2025	\$ 1,990,980	\$ 96,810	5.11%
	2026	\$ 2,015,720	\$ 24,740	1.24%

\$175K Tree Trimming, \$63K tech ops exp

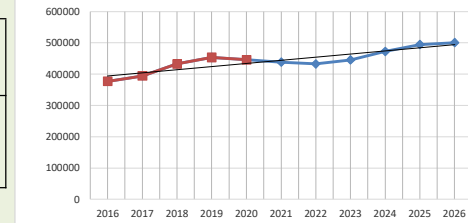
\$25K system study, \$34K Substation work



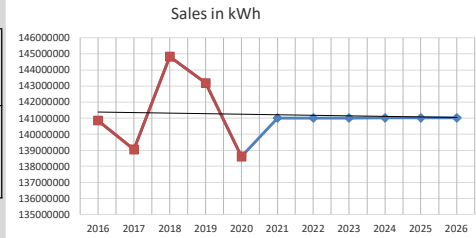
		Capital Expenditures
ACTUAL	2016	\$ 822,127
	2017	\$ 2,924,828
	2018	\$ 2,455,183
	2019	\$ 1,086,868
	2020	\$ 348,062
FORECASTED	2021	\$ 819,071
	2022	\$ 1,274,787
	2023	\$ 1,871,142
	2024	\$ 1,824,365
	2025	\$ 789,376
	2026	\$ 1,193,291



		PILOT
ACTUAL	2016	\$ 376,785
	2017	\$ 394,626
	2018	\$ 432,589
	2019	\$ 452,940
	2020	\$ 445,995
FORECASTED	2021	\$ 438,046
	2022	\$ 432,368
	2023	\$ 445,291
	2024	\$ 472,296
	2025	\$ 494,552
	2026	\$ 500,602

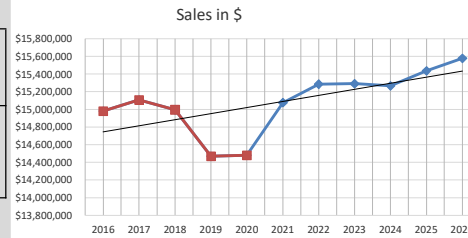


		Sales in kWh
ACTUAL	2016	140,856,210
	2017	139,053,623
	2018	144,838,065
	2019	143,198,603
	2020	138,613,410
FORECASTED	2021	141,010,962
	2022	141,013,500
	2023	141,016,038
	2024	141,018,577
	2025	141,021,115
	2026	141,023,653



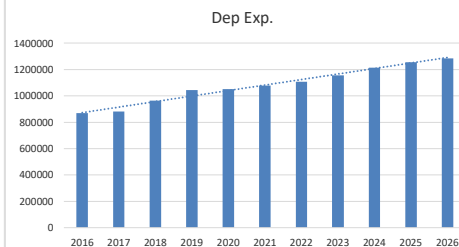
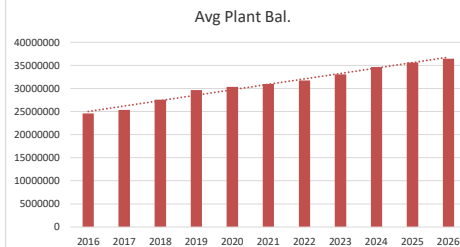
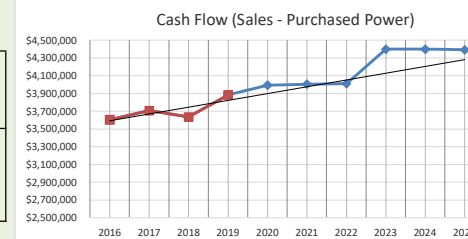
Through 04/30/21 -1.98%

		Sales in \$
ACTUAL	2016	\$ 14,980,937
	2017	\$ 15,106,586
	2018	\$ 14,996,029
	2019	\$ 14,469,173
	2020	\$ 14,479,589
FORECASTED	2021	\$ 15,076,993
	2022	\$ 15,285,692
	2023	\$ 15,290,466
	2024	\$ 15,266,848
	2025	\$ 15,437,195
	2026	\$ 15,579,344



	UTILITY FINANCED PLANT Composite Dep.		
	Avg Plant Bal.	Dep Exp.	Cash Flow Rate
2016	\$ 24,611,779	\$ 869,843	3.53%
2017	\$ 25,356,009	\$ 881,531	3.48%
2018	\$ 27,556,378	\$ 963,967	3.50%
2019	\$ 29,652,774	\$ 1,044,044	3.52%
2020	\$ 30,296,568	\$ 1,050,394	3.47%
2021	\$ 30,934,619	\$ 1,079,473	3.49%
2022	\$ 31,700,502	\$ 1,107,319	3.49%
2023	\$ 33,045,380	\$ 1,156,213	3.50%
2024	\$ 34,625,468	\$ 1,214,733	3.51%
2025	\$ 35,603,784	\$ 1,254,442	3.52%
2026	\$ 36,403,112	\$ 1,284,840	3.53%

		Cash Flow (Sales - PP)
ACTUAL	2016	\$ 3,382,798
	2017	\$ 3,604,819
	2018	\$ 3,707,430
	2019	\$ 3,636,418
	2020	\$ 3,882,754
FORECASTED	2021	\$ 3,993,312
	2022	\$ 4,005,733
	2023	\$ 4,010,488
	2024	\$ 4,399,003
	2025	\$ 4,397,682
	2026	\$ 4,390,971



ELECTRIC

	2017	2018	2019	2020	2021	2022	2023	2024	2025	2026
OPERATING REVENUES										
Sales of electricity	\$ 15,106,586	\$ 14,996,029	\$ 14,469,173	\$ 14,479,589	\$ 15,076,993	\$ 15,285,692	\$ 15,290,466	\$ 15,266,848	\$ 15,437,195	\$ 15,579,344
Other	143,037	140,001	155,399	157,872	145,000	145,000	145,000	145,000	145,000	145,000
Total Operating Revenues	\$ 15,249,623	\$ 15,136,030	\$ 14,624,572	\$ 14,637,461	\$ 15,221,993	\$ 15,430,692	\$ 15,435,466	\$ 15,411,848	\$ 15,582,195	\$ 15,724,344
					4.13%	1.38%	0.03%	-0.15%	1.12%	0.92%
OPERATING EXPENSES										
Purchased power	\$ 11,501,767	\$ 11,288,599	\$ 10,832,755	\$ 10,596,835	\$ 11,083,681	\$ 11,279,960	\$ 11,279,978	\$ 10,867,845	\$ 11,039,513	\$ 11,188,373
Operation and maintenance	1,513,433	1,574,655	1,668,241	1,603,633	1,670,131	1,893,315	1,844,624	1,894,170	1,990,980	2,015,720
Taxes	173,217	176,369	171,693	154,647	157,740	161,671	164,904	168,202	171,566	174,998
Depreciation (Utility Financed)	881,531	964,067	1,044,044	1,050,394	1,079,473	1,107,319	1,156,213	1,214,733	1,254,442	1,284,840
PILOT	394,626	432,589	452,940	445,995	438,046	432,368	445,291	472,296	494,552	500,602
Total Operating Expenses	\$ 14,464,574	\$ 14,436,279	\$ 14,169,673	\$ 13,851,504	\$ 14,429,072	\$ 14,874,633	\$ 14,891,009	\$ 14,617,247	\$ 14,951,054	\$ 15,164,532
			-2.82%	-5.15%	2.02%	3.29%	-0.37%	-2.76%	2.10%	1.33%
SALES TO PURCHASED POWER MARGIN - W/ INCREASE	31.34%	32.84%	33.57%	36.64%	36.03%	35.51%	35.55%	40.48%	39.84%	39.25%
REGULATORY OPERATING INCOME	\$ 785,049	\$ 699,751	\$ 454,899	\$ 785,957	\$ 792,921	\$ 556,060	\$ 544,457	\$ 794,602	\$ 631,142	\$ 559,812
AVERAGE NET RATE BASE	\$ 12,158,175	\$ 14,014,445	\$ 15,854,822	\$ 15,237,074	\$ 15,782,222	\$ 15,661,648	\$ 16,010,246	\$ 16,558,765	\$ 16,488,981	\$ 15,844,010
RATE OF RETURN (Allowed - 4.90%)	6.46%	4.99%	2.87%	5.16%	5.02%	3.55%	3.40%	4.80%	3.83%	3.53%
OPERATING CASH FLOWS	2017	2018	2019	2020	2021	2022	2023	2024	2025	2026
Sales of Electricity	\$ 15,265,754	\$ 15,222,634	\$ 14,697,605	\$ 14,497,303	\$ 15,076,993	\$ 15,285,692	\$ 15,290,466	\$ 15,266,848	\$ 15,437,195	\$ 15,579,344
Routine operating expenditures	(13,114,417)	(12,961,804)	(12,496,691)	(11,696,696)	(12,753,812)	(13,173,275)	(13,124,602)	(12,762,015)	(13,030,493)	(13,204,093)
Taxes (Including PILOT)	(550,002)	(570,995)	(604,282)	(607,587)	(603,735)	(599,717)	(597,272)	(613,493)	(643,862)	(669,550)
Miscellaneous income	(12,698)	(27,975)	(27,902)	-	145,000	145,000	145,000	145,000	145,000	145,000
Total Operating Cash Flows	\$ 1,588,637	\$ 1,661,860	\$ 1,568,730	\$ 2,193,020	\$ 1,864,446	\$ 1,657,700	\$ 1,713,592	\$ 2,036,340	\$ 1,907,840	\$ 1,850,701
CAPITAL AND FINANCING CASH FLOWS										
Acquisition of capital assets	\$ (2,924,828)	\$ (2,455,183)	\$ (1,086,868)	\$ (348,062)	\$ (819,071)	\$ (1,274,787)	\$ (1,871,142)	\$ (1,824,365)	\$ (789,376)	\$ (1,193,291)
Principal paid	(610,000)	(610,000)	(620,000)	(660,000)	(670,000)	(685,000)	(690,000)	(110,000)	(115,000)	(115,000)
Interest paid	(166,122)	(122,707)	(110,153)	(99,083)	(82,813)	(68,438)	(53,856)	(45,450)	(43,200)	(40,900)
Debt proceeds	-	-	-	-	-	-	-	-	-	-
Advance to municipality	50,490	51,499	52,529	53,580	54,652	55,745	56,860	48,988	6,109	-
Total Capital and Financing Cash Flows	\$ (3,650,460)	\$ (3,136,391)	\$ (1,764,492)	\$ (1,053,565)	\$ (1,517,232)	\$ (1,972,480)	\$ (2,558,138)	\$ (1,930,827)	\$ (941,467)	\$ (1,349,191)
INVESTING ACTIVITIES CASH FLOWS										
Investment income	\$ 339,760	\$ 255,199	\$ 962,166	\$ 729,287	\$ 8,670	\$ 8,735	\$ 8,184	\$ 7,843	\$ 8,409	\$ 9,174
Net Change in Cash	\$ (1,722,063)	\$ (1,219,332)	\$ 766,404	\$ 1,868,742	\$ 355,884	\$ (306,045)	\$ (836,362)	\$ 113,356	\$ 974,782	\$ 510,684
ENDING CASH BALANCE	\$ 8,651,335	\$ 7,248,376	\$ 7,211,414	\$ 8,457,354	\$ 8,813,238	\$ 8,507,193	\$ 7,670,832	\$ 7,784,188	\$ 8,758,969	\$ 9,269,653
UNRESTRICTED CASH BALANCE	\$ 7,297,390	\$ 6,131,838	\$ 6,057,312	\$ 7,295,376	\$ 7,794,839	\$ 7,488,681	\$ 7,391,219	\$ 7,501,375	\$ 8,476,732	\$ 8,984,241
UNRESTRICTED MONTHS ON HAND (Target is 5 Months O&M and PILOT)	5.80	4.91	5.02	6.05	6.20	5.88	5.80	5.90	6.59	6.92
RATE INCREASE NEEDED					0.00%	0.00%	0.00%	2.50%	0.00%	0.00%
DEBT ISSUE NEEDED					\$ -	\$ -	\$ -	\$ -	\$ -	\$ -
DEBT COVERAGE					2021	2022	2023	2024	2025	2026
Operating revenues					\$ 15,221,993	\$ 15,430,692	\$ 15,435,466	\$ 15,411,848	\$ 15,582,195	\$ 15,724,344
Investment Income					\$ 8,670	\$ 8,735	\$ 8,184	\$ 7,843	\$ 8,409	\$ 9,174
PILOT					(438,046)	(432,368)	(445,291)	(472,296)	(494,552)	(500,602)
O & M expenses					(12,911,552)	(13,334,946)	(13,289,506)	(12,930,217)	(13,202,060)	(13,379,090)
Net defined earnings					\$ 1,881,065	\$ 1,672,114	\$ 1,708,854	\$ 2,017,178	\$ 1,893,992	\$ 1,853,826
Highest annual debt service					\$ 753,438	\$ 743,856	\$ 160,475	\$ 160,475	\$ 160,475	\$ 160,475
Coverage factor					1.30	1.30	1.30	1.30	1.30	1.30
Minimum required earnings					\$ 979,469	\$ 967,013	\$ 208,618	\$ 208,618	\$ 208,618	\$ 208,618
ACTUAL DEBT COVERAGE					2.50	2.25	10.65	12.57	11.80	11.55

STOUGHTON WATER UTILITY
OPERATING REVENUES AND EXPENSES
FORECASTED FOR THE YEAR 2022

12/9/2021 9:51

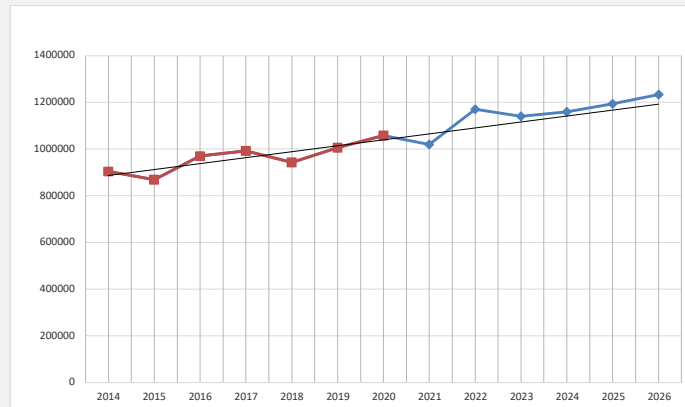
OPERATING REVENUES	Proposed	% Change	Estimated	Actual	Actual	Actual
Sales	2022	2022/2021	2021	2020	2019	2018
Residential	\$ 1,186,743	5.0%	\$ 1,129,765	\$ 1,095,267	\$ 1,048,932	\$ 932,753
Multi-family Residential	\$ 120,098	2.0%	\$ 117,712	\$ 114,650	\$ 111,132	\$ 83,239
Commercial	\$ 163,002	1.7%	\$ 160,319	\$ 161,283	\$ 165,042	\$ 176,296
Industrial	\$ 308,176	5.4%	\$ 292,416	\$ 284,054	\$ 318,340	\$ 283,369
Public Authority (City Buildings)	\$ 19,389	-5.6%	\$ 20,530	\$ 19,641	\$ 25,510	\$ 21,093
Private Fire Protection	\$ 60,267	6.1%	\$ 56,796	\$ 58,097	\$ 55,087	\$ 46,711
Public Fire Protection	\$ 611,988	6.5%	\$ 574,612	\$ 555,823	\$ 551,749	\$ 530,529
Total Sales	\$ 2,469,663		\$ 2,352,150	\$ 2,288,815	\$ 2,275,792	\$ 2,073,990
Other Operating Revenues						
Forfeited Discounts (Penalties, NSF, Reconnect)	\$ 6,637	5.0%	\$ 6,321	\$ 6,151	\$ 6,922	\$ 6,597
Other (Joint Metering Allocation, Permits)	\$ 38,363	-0.8%	\$ 38,679	\$ 46,112	\$ 33,803	\$ 40,514
Total Other Operating Revenues	\$ 45,000		\$ 45,000	\$ 52,263	\$ 40,725	\$ 47,111
Total Operating Revenues	\$ 2,514,663		\$ 2,397,150	\$ 2,341,078	\$ 2,316,517	\$ 2,121,101
OPERATING EXPENSES						
Source of Supply (Maintenance of Wells)	\$ 90	0.0%	\$ -	\$ 125	\$ 133	\$ 138
Pumping (Well Pumps and Fuel)	\$ 162,138	21.2%	\$ 133,757	\$ 133,023	\$ 127,359	\$ 171,522
Water Treatment (Chemicals)	\$ 92,736	13.8%	\$ 81,464	\$ 82,982	\$ 88,293	\$ 90,237
Transmission/Distribution (Mains,Towers,Services,Hydrants)	\$ 294,060	6.4%	\$ 276,245	\$ 299,071	\$ 271,429	\$ 238,718
Customer Accounting and Collection	\$ 105,729	-5.2%	\$ 111,526	\$ 117,526	\$ 105,765	\$ 104,041
Administrative and General (Salaries, Benefits, Insurance)	\$ 515,645	23.7%	\$ 416,877	\$ 433,920	\$ 413,163	\$ 361,165
2021 Add'l Pay Adjustments/Strategic Planning						
Taxes	\$ 27,009		\$ 26,291	\$ 25,062	\$ 26,697	\$ 22,232
Depreciation	\$ 395,507	4.5%	\$ 378,342	\$ 335,344	\$ 351,993	\$ 330,652
PILOT	\$ 429,456	4.2%	\$ 412,040	\$ 437,266	\$ 431,034	\$ 423,351
Total Operating Expenses	\$ 2,022,370		\$ 1,836,542	\$ 1,864,319	\$ 1,815,866	\$ 1,719,824
REGULATORY OPERATING INCOME (LOSS)	\$ 492,293		\$ 560,608	\$ 476,759	\$ 500,651	\$ 401,277
ROR	4.00%		4.73%	4.20%	4.65%	3.91%

WATER

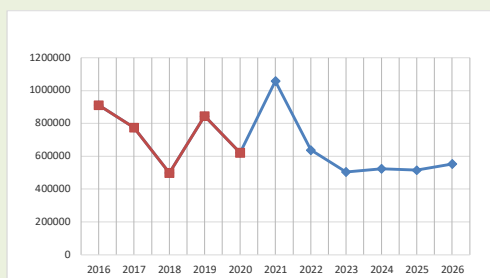
		O&M	\$ Change from Prior Year	% Change from Prior Year
ACTUAL	2009	\$ 694,227		
	2010	\$ 710,376	\$ 16,149	2.33%
	2011	\$ 772,586	\$ 62,210	8.76%
	2012	\$ 735,538	\$ (41,048)	-5.31%
	2013	\$ 785,381	\$ 33,843	4.63%
	2014	\$ 903,595	\$ 138,214	18.06%
	2015	\$ 869,159	\$ (34,436)	-3.81%
	2016	\$ 969,933	\$ 100,774	11.59%
	2017	\$ 992,653	\$ 22,720	2.34%
	2018	\$ 943,589	\$ (49,064)	-4.94%
	2019	\$ 1,006,142	\$ 62,553	6.63%
2020	\$ 1,058,199	\$ 52,057	5.17%	
FORECASTED	2021	\$ 1,019,869	\$ (38,330)	-3.62%
	2022	\$ 1,170,398	\$ 150,528	14.76%
	2023	\$ 1,140,782	\$ (29,616)	-2.53%
	2024	\$ 1,159,115	\$ 18,333	1.61%
	2025	\$ 1,194,392	\$ 35,277	3.04%
	2026	\$ 1,233,774	\$ 39,382	3.30%

Wage Adjustments: \$47K Water Studies; \$25K Well #6 Rehab

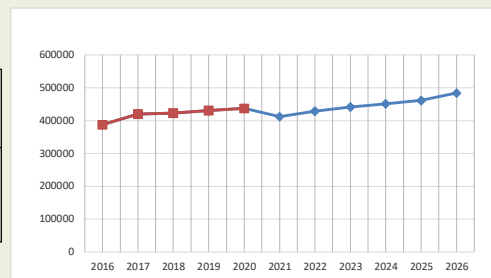
Annual % inflation from 2016 to 2021 0.70%
 Annual % inflation from 2011 to 2021 1.99%
 Estimated annual inflation from 2021 to 2026 1.49%



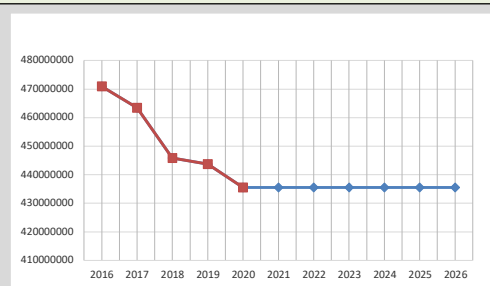
	Capital Expenditures
ACTUAL	2016 \$ 911,032
	2017 \$ 774,325
	2018 \$ 498,588
	2019 \$ 844,708
	2020 \$ 621,403
FORECASTED	2021 \$ 1,057,546
	2022 \$ 637,813
	2023 \$ 504,581
	2024 \$ 524,000
	2025 \$ 515,200
	2026 \$ 553,500



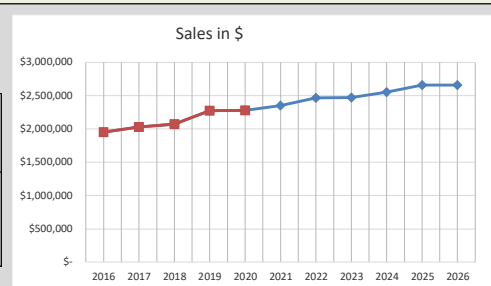
	PILOT
ACTUAL	2016 \$ 387,855
	2017 \$ 420,305
	2018 \$ 423,351
	2019 \$ 431,034
	2020 \$ 437,266
FORECASTED	2021 \$ 412,040
	2022 \$ 429,456
	2023 \$ 441,327
	2024 \$ 451,252
	2025 \$ 461,415
	2026 \$ 483,960



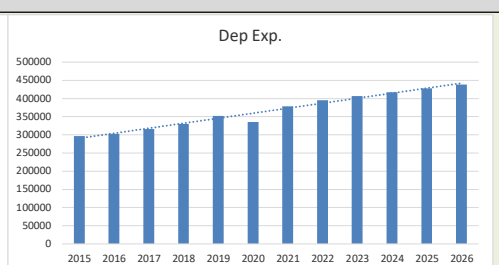
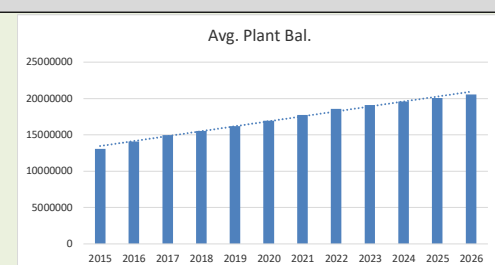
	Sales in Gallons
ACTUAL	2016 470,982,000
	2017 463,406,000
	2018 445,868,000
	2019 443,695,000
	2020 435,537,000
FORECASTED	2021 435,537,000
	2022 435,537,000
	2023 435,537,000
	2024 435,537,000
	2025 435,537,000
	2026 435,537,000



	Sales in \$
ACTUAL	2016 \$ 1,953,826
	2017 \$ 2,029,711
	2018 \$ 2,073,990
	2019 \$ 2,272,390
	2020 \$ 2,280,367
FORECASTED	2021 \$ 2,352,150
	2022 \$ 2,469,663
	2023 \$ 2,473,128
	2024 \$ 2,551,012
	2025 \$ 2,657,509
	2026 \$ 2,661,219



UTILITY FINANCED PLANT			
Avg. Plant Bal.	Dep Exp.	Composite Dep. Rate	
2015	\$ 13,054,336	\$ 296,895	2.27%
2016	\$ 14,076,870	\$ 302,956	2.15%
2017	\$ 14,982,697	\$ 315,908	2.11%
2018	\$ 15,556,237	\$ 330,652	2.13%
2019	\$ 16,209,867	\$ 351,993	2.17%
2020	\$ 16,963,661	\$ 335,344	1.98%
2021	\$ 17,782,556	\$ 378,342	2.13%
2022	\$ 18,568,414	\$ 395,507	2.13%
2023	\$ 19,108,084	\$ 407,002	2.13%
2024	\$ 19,598,558	\$ 417,449	2.13%
2025	\$ 20,080,846	\$ 427,722	2.13%
2026	\$ 20,578,266	\$ 438,317	2.13%



WATER - 2022

	2017	2018	2019	2020	2021	2022	2023	2024	2025	2026
OPERATING REVENUES										
Sales of water	\$ 1,465,315	\$ 1,496,750	\$ 1,665,554	\$ 1,666,447	\$ 1,720,742	\$ 1,797,408	\$ 1,799,230	\$ 1,855,150	\$ 1,932,181	\$ 1,934,131
Public Fire Protection	520,495	530,529	551,749	555,823	574,612	611,988	613,631	633,786	660,773	662,533
Private Fire Protection	43,901	46,711	55,087	58,097	56,796	60,267	60,267	62,075	64,555	64,555
Other	41,518	47,111	44,127	52,263	45,000	45,000	45,000	45,000	45,000	45,000
Total Operating Revenues	\$ 2,071,229	\$ 2,121,101	\$ 2,316,517	\$ 2,332,630	\$ 2,397,150	\$ 2,514,663	\$ 2,518,128	\$ 2,596,012	\$ 2,702,509	\$ 2,706,219
OPERATING EXPENSES										
Operation and maintenance	\$ 992,653	\$ 943,589	\$ 1,006,142	\$ 1,058,199	\$ 1,019,869	\$ 1,170,398	\$ 1,140,782	\$ 1,159,115	\$ 1,194,392	\$ 1,233,774
Taxes	22,204	22,232	26,697	25,062	26,291	27,009	26,159	27,611	28,079	28,560
Depreciation (Utility Financed)	315,908	330,652	351,993	335,344	378,342	395,507	407,002	417,449	427,722	438,317
PILOT	420,305	423,351	431,034	437,266	412,040	429,456	441,327	451,252	461,415	483,960
Total Operating Expenses	\$ 1,751,070	\$ 1,719,824	\$ 1,815,866	\$ 1,855,871	\$ 1,836,542	\$ 2,022,370	\$ 2,016,270	\$ 2,055,428	\$ 2,111,609	\$ 2,184,611
	#DIV/0!	-4.94%	6.63%	6.17%	-3.62%	14.76%	-2.53%	1.61%	3.04%	3.30%
REGULATORY OPERATING INCOME	\$ 320,159	\$ 401,277	\$ 500,651	\$ 476,759	\$ 560,608	\$ 492,293	\$ 501,858	\$ 540,584	\$ 590,901	\$ 521,608
AVERAGE NET RATE BASE	\$ 9,904,869	\$ 10,271,417	\$ 10,772,825	\$ 11,357,464	\$ 11,855,374	\$ 12,312,033	\$ 12,475,947	\$ 12,552,804	\$ 12,606,152	\$ 12,662,955
RATE OF RETURN (Allowed - 4.90%)	3.23%	3.91%	4.65%	4.20%	4.73%	4.00%	4.02%	4.31%	4.69%	4.12%
OPERATING CASH FLOWS										
Sales of water	\$ 2,036,464	\$ 2,083,445	\$ 2,293,667	\$ 2,298,385	\$ 2,352,150	\$ 2,469,663	\$ 2,473,128	\$ 2,551,012	\$ 2,657,509	\$ 2,661,219
Routine operating expenditures	(1,031,439)	(1,030,058)	(990,609)	(1,105,555)	(1,019,869)	(1,170,398)	(1,140,782)	(1,159,115)	(1,194,392)	(1,233,774)
Transfers and taxes	(391,598)	(426,565)	(423,351)	(431,034)	(463,557)	(439,049)	(456,616)	(468,938)	(479,331)	(489,976)
Miscellaneous income	41,518	47,111	44,127	52,263	45,000	45,000	45,000	45,000	45,000	45,000
Total Operating Cash Flows	\$ 654,945	\$ 673,933	\$ 923,834	\$ 814,059	\$ 913,724	\$ 905,217	\$ 920,731	\$ 967,958	\$ 1,028,786	\$ 982,470
CAPITAL AND FINANCING CASH FLOWS										
Acquisition of capital assets	\$ (774,325)	\$ (498,588)	\$ (844,708)	\$ (621,403)	\$ (1,057,546)	\$ (637,813)	\$ (504,581)	\$ (524,000)	\$ (515,200)	\$ (553,500)
Principal paid	(373,677)	(369,415)	(365,174)	(490,951)	(486,751)	(520,040)	(546,673)	(373,342)	(383,051)	(337,801)
Interest paid	(56,726)	(52,040)	(47,010)	(86,571)	(88,803)	(88,616)	(77,873)	(67,939)	(58,588)	(48,883)
Debt proceeds	-	-	1,818,218	-	959,000	-	-	-	-	-
Special assessments	65,134	236,757	38,314	29,026	35,992	34,831	33,670	32,509	31,348	-
Total Capital and Financing Cash Flows	\$ (1,139,594)	\$ (683,286)	\$ 599,640	\$ (1,169,899)	\$ (638,108)	\$ (1,211,639)	\$ (1,095,457)	\$ (932,772)	\$ (925,491)	\$ (940,184)
INVESTING ACTIVITIES CASH FLOWS										
Investment income	\$ 38,866	\$ 29,319	\$ 38,880	\$ 250,370	\$ 2,437	\$ 2,442	\$ 2,241	\$ 2,165	\$ 2,234	\$ 2,336
Net Change in Cash	\$ (445,783)	\$ 19,966	\$ 1,562,354	\$ (105,470)	\$ 278,053	\$ (303,980)	\$ (172,485)	\$ 37,352	\$ 105,528	\$ 44,621
PRELIMINARY ENDING CASH BALANCE	\$ 1,110,284	\$ 1,110,651	\$ 2,664,194	\$ 2,327,177	\$ 2,605,230	\$ 2,301,250	\$ 2,128,765	\$ 2,166,117	\$ 2,271,646	\$ 2,316,267
RECOMMENDED REDUCTION					\$ -	\$ -	\$ -	\$ -	\$ -	\$ -
ENDING CASH BALANCE	\$ 1,110,284	\$ 1,110,651	\$ 2,664,194	\$ 2,327,177	\$ 2,605,230	\$ 2,301,250	\$ 2,128,765	\$ 2,166,117	\$ 2,271,646	\$ 2,316,267
RESTRICTED CASH BALANCE	\$ 631,311	\$ 572,417	\$ 1,472,684	\$ 882,570	\$ 846,365	\$ 852,728	\$ 738,129	\$ 744,092	\$ 753,215	\$ 665,700
UNRESTRICTED CASH BALANCE	\$ 478,973	\$ 538,234	\$ 1,191,510	\$ 1,444,607	\$ 1,758,865	\$ 1,448,522	\$ 1,390,637	\$ 1,422,025	\$ 1,518,431	\$ 1,650,567
UNRESTRICTED MONTHS ON HAND	2.83	3.11	6.29	7.60	8.97	7.04	6.75	6.69	6.86	7.44
RATE INCREASE NEEDED					3.00%	8.00%	0.00%	3.00%	4.00%	0.00%
DEBT ISSUE NEEDED					\$ -	\$ -	\$ -	\$ -	\$ -	\$ -
DEBT COVERAGE										
Operating revenues					\$ 2,397,150	\$ 2,514,663	\$ 2,518,128	\$ 2,596,012	\$ 2,702,509	\$ 2,706,219
O & M expenses					(1,046,160)	(1,197,407)	(1,167,941)	(1,186,726)	(1,222,471)	(1,262,334)
Net defined earnings					\$ 1,350,990	\$ 1,317,257	\$ 1,350,187	\$ 1,409,285	\$ 1,480,038	\$ 1,443,885
Annual debt service					\$ 567,576	\$ 567,576	\$ 386,684	\$ 386,684	\$ 386,684	\$ 247,873
Coverage factor					1.30	1.30	1.30	1.30	1.30	1.30
Minimum required earnings					\$ 737,848	\$ 737,848	\$ 502,689	\$ 502,689	\$ 502,689	\$ 322,235
ACTUAL DEBT COVERAGE					2.38	2.32	3.49	3.64	3.83	5.83

**STOUGHTON WASTEWATER UTILITY
OPERATING REVENUES AND EXPENSES
FORECASTED FOR THE YEAR 2022**

12/9/2021 9:51

OPERATING REVENUES

	Proposed 2022	% Change 2022/2021	Estimated 2021	Actual 2020	Actual 2019	Actual 2018
Sales						
Residential	\$ 1,606,016	6.00%	\$ 1,515,109	\$ 1,493,914	\$ 1,365,623	\$ 1,374,695
Commercial	\$ 440,016	6.00%	\$ 415,109	\$ 412,573	\$ 430,271	\$ 452,154
Industrial	\$ 213,176	6.00%	\$ 201,109	\$ 200,540	\$ 168,612	\$ 116,712
Public Authority (City Buildings)	\$ 24,494	6.00%	\$ 23,108	\$ 19,821	\$ 26,836	\$ 27,534
Total Sales	\$ 2,283,701	\$ 0	\$ 2,154,435	\$ 2,126,848	\$ 1,991,342	\$ 1,971,095
Other Operating Revenues						
Forfeited Discounts (Penalties, NSF, Reconnect)	\$ 4,787	6.00%	\$ 4,516	\$ 4,458	\$ 4,008	\$ 4,375
Other (BOD/Suspended Solids Surcharge)	\$ 66,312	1.26%	\$ 65,484	\$ 69,152	\$ 133,075	\$ 80,406
Total Operating Revenues	\$ 2,354,800		\$ 2,224,435	\$ 2,200,458	\$ 2,128,425	\$ 2,055,876
OPERATING EXPENSES						
Plant (General WWTP Plant Maintenance)	\$ 549,403	5.8%	\$ 519,227	\$ 498,584	\$ 477,461	\$ 424,317
Customer Accounting and Collection	\$ 153,924	6.9%	\$ 143,956	\$ 174,322	\$ 143,046	\$ 136,056
Administrative and General (Salaries, Benefits, Insurance)	\$ 502,109	14.9%	\$ 436,814	\$ 424,440	\$ 413,657	\$ 400,081
Taxes	\$ 31,848		\$ 31,223	\$ 30,611	\$ 29,610	\$ 29,473
Depreciation	\$ 914,504	2.0%	\$ 896,343	\$ 808,765	\$ 856,914	\$ 820,778
Total Operating Expenses	\$ 2,151,788		\$ 2,027,563	\$ 1,936,722	\$ 1,920,688	\$ 1,810,705
OPERATING INCOME	\$ 203,012		\$ 196,872	\$ 263,736	\$ 207,737	\$ 245,171

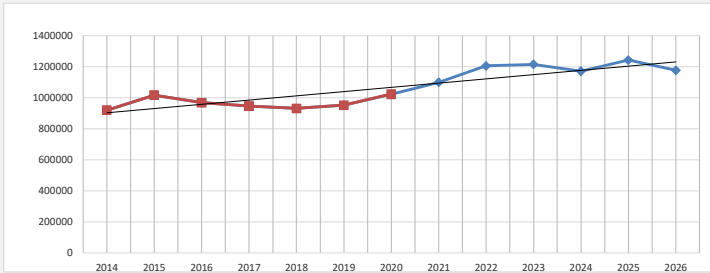
WASTEWATER

		O&M	\$ Change from Prior Year	% Change from Prior Year
ACTUAL	2008	\$ 841,128		
	2009	\$ 895,052	\$ 53,924	6.41%
	2010	\$ 877,416	\$ (17,636)	-1.97%
	2011	\$ 881,409	\$ 3,993	0.46%
	2012	\$ 853,923	\$ (27,486)	-3.12%
	2013	\$ 852,874	\$ (1,049)	-0.12%
	2014	\$ 920,411	\$ 67,537	7.92%
	2015	\$ 1,017,847	\$ 97,436	10.59%
	2016	\$ 968,836	\$ (49,011)	-4.82%
	2017	\$ 947,317	\$ (21,519)	-2.22%
	2018	\$ 930,981	\$ (16,336)	-1.72%
2019	\$ 953,146	\$ 22,165	2.38%	
2020	\$ 1,023,895	\$ 70,749	7.42%	
FORECASTED	2021	\$ 1,099,997	\$ 76,102	7.43%
	2022	\$ 1,205,436	\$ 105,439	9.59%
	2023	\$ 1,215,250	\$ 9,814	0.81%
	2024	\$ 1,171,793	\$ (43,457)	-3.58%
	2025	\$ 1,243,798	\$ 72,005	6.14%
	2026	\$ 1,177,715	\$ (66,083)	-5.31%

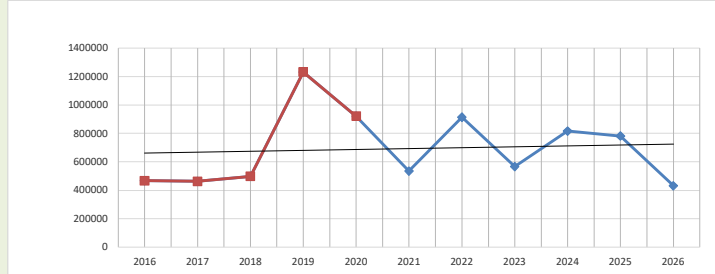
\$12,000 Plant Digester Cleaning/Inspection; \$5,000 Sludge Transfer Pump Rebuild; Wage Realignments; \$12K Digester, \$7K Permit renaissance; \$20K Plant Facilities Study \$15,000 Digester Cover

\$35,000 System Study; \$45,000 Facilities Study; \$75,000 WWTP Parking Lot, 10,000 Seal coat driveway

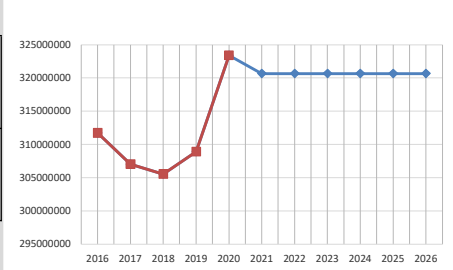
Annual % inflation from 2016 to 2020: -1.04%
 Annual % inflation from 2011 to 2020: 0.66%
 Estimated annual inflation from 2021 to 2026: 2.63%



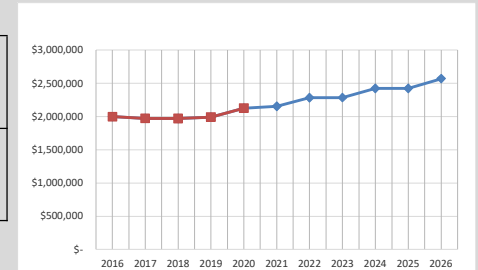
		Capital Expenditures
ACTUAL	2016	\$ 467,678
	2017	\$ 463,430
	2018	\$ 498,397
	2019	\$ 1,231,517
	2020	\$ 920,301
FORECASTED	2021	\$ 534,463
	2022	\$ 913,377
	2023	\$ 566,974
	2024	\$ 815,961
	2025	\$ 780,671
	2026	\$ 431,596



		Sales in Gallons
ACTUAL	2016	311,726,000
	2017	307,018,000
	2018	305,530,000
	2019	308,908,000
	2020	323,397,500
FORECASTED	2021	320,667,000
	2022	320,667,000
	2023	320,667,000
	2024	320,667,000
	2025	320,667,000
	2026	320,667,000

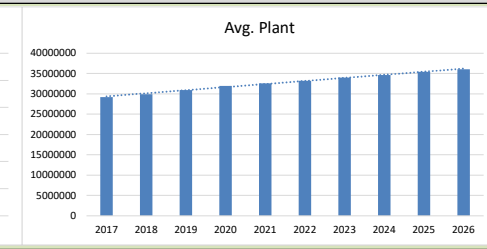
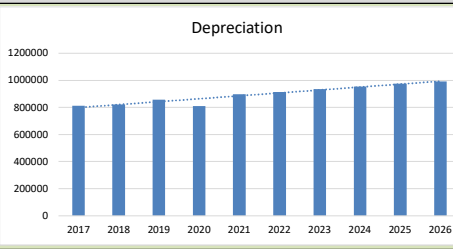


		Sales in \$
ACTUAL	2016	\$ 1,998,543
	2017	\$ 1,972,408
	2018	\$ 1,971,095
	2019	\$ 1,991,343
	2020	\$ 2,127,249
FORECASTED	2021	\$ 2,154,435
	2022	\$ 2,284,100
	2023	\$ 2,285,621
	2024	\$ 2,422,925
	2025	\$ 2,424,544
	2026	\$ 2,571,105



Through 4/30/21 -5.56%

	Composite Dep. Rate
2015	2.86%
2016	2.82%
2017	2.78%
2018	2.74%
2019	2.77%
2020	2.53%
2021	2.75%
2022	2.75%
2023	2.75%
2024	2.75%
2025	2.75%
2026	2.75%



WASTEWATER

	2017	2018	2019	2020	2021	2022	2023	2024	2025	2026
OPERATING REVENUES										
Treatment charges	\$ 1,972,408	\$ 1,971,095	\$ 1,991,342	\$ 2,127,249	\$ 2,154,435	\$ 2,284,100	\$ 2,285,621	\$ 2,422,925	\$ 2,424,544	\$ 2,571,105
Other	78,905	84,781	137,083	73,209	70,000	70,700	71,400	72,100	72,800	73,500
Total Operating Revenues	\$ 2,051,313	\$ 2,055,876	\$ 2,128,425	\$ 2,200,458	\$ 2,224,435	\$ 2,354,800	\$ 2,357,021	\$ 2,495,025	\$ 2,497,344	\$ 2,644,605
					1.28%	6.02%	0.07%	6.01%	0.07%	6.04%
OPERATING EXPENSES										
Operation and maintenance	\$ 947,317	\$ 960,454	\$ 1,034,162	\$ 1,097,346	\$ 1,099,997	\$ 1,205,436	\$ 1,215,250	\$ 1,171,793	\$ 1,243,798	\$ 1,177,715
Taxes	29,675	29,473	29,610	30,611	31,223	31,848	32,485	33,134	33,797	34,473
Depreciation	811,239	820,778	856,914	808,765	896,343	914,504	934,266	952,771	974,365	990,674
Total Operating Expenses	\$ 1,788,231	\$ 1,810,705	\$ 1,920,686	\$ 1,936,722	\$ 2,027,563	\$ 2,151,788	\$ 2,182,000	\$ 2,157,698	\$ 2,251,960	\$ 2,202,862
		1.39%	7.67%	6.11%	6.37%	8.59%	0.81%	-3.58%	6.14%	-5.31%
OPERATING INCOME	\$ 263,082	\$ 245,171	\$ 207,739	\$ 263,736	\$ 196,872	\$ 203,012	\$ 175,021	\$ 337,327	\$ 245,384	\$ 441,743
OPERATING CASH FLOWS										
Treatment charges	\$ 1,962,194	\$ 1,972,206	\$ 1,978,732	\$ 2,109,648	\$ 2,154,435	\$ 2,284,100	\$ 2,285,621	\$ 2,422,925	\$ 2,424,544	\$ 2,571,105
Routine operating expenditures	(989,095)	(960,633)	(1,005,804)	(999,299)	(1,099,997)	(1,205,436)	(1,215,250)	(1,171,793)	(1,243,798)	(1,177,715)
Taxes	(29,675)	(29,473)	(29,610)	(30,611)	(31,223)	(31,848)	(32,485)	(33,134)	(33,797)	(34,473)
Miscellaneous income	78,905	84,781	137,083	73,209	70,000	70,700	71,400	72,100	72,800	73,500
Total Operating Cash Flows	\$ 1,022,329	\$ 1,066,881	\$ 1,080,401	\$ 1,152,947	\$ 1,093,215	\$ 1,117,516	\$ 1,109,286	\$ 1,290,098	\$ 1,219,749	\$ 1,432,418
CAPITAL AND FINANCING CASH FLOWS										
Acquisition of capital assets	\$ (463,430)	\$ (498,397)	\$ (1,231,517)	\$ (920,301)	\$ (534,463)	\$ (913,377)	\$ (566,974)	\$ (815,961)	\$ (780,671)	\$ (431,596)
Principal paid	(447,396)	(458,702)	(470,323)	(439,677)	(374,971)	(385,930)	(395,126)	(293,975)	(302,602)	(271,399)
Interest paid	(137,032)	(124,889)	(112,429)	(100,296)	(89,652)	(79,875)	(69,838)	(61,064)	(53,542)	(46,229)
Debt proceeds	-	-	-	-	-	-	-	-	-	-
Special assessments	44,666	162,362	26,275	19,905	24,682	23,886	23,090	22,294	21,498	20,701
	\$ (1,003,192)	\$ (919,626)	\$ (1,787,994)	\$ (1,440,369)	\$ (974,404)	\$ (1,355,296)	\$ (1,008,848)	\$ (1,148,706)	\$ (1,115,317)	\$ (728,523)
INVESTING ACTIVITIES CASH FLOWS										
Investment income	\$ 52,538	\$ 52,657	\$ 55,868	\$ 299,012	\$ 2,434	\$ 2,501	\$ 2,534	\$ 2,591	\$ 2,630	\$ 2,692
Net Change in Cash	\$ 71,675	\$ 199,912	\$ (651,725)	\$ 11,590	\$ 121,245	\$ (235,279)	\$ 102,972	\$ 143,983	\$ 107,062	\$ 706,586
PRELIMINARY ENDING CASH BALANCE	\$ 2,987,712	\$ 3,156,294	\$ 2,500,667	\$ 2,245,478	\$ 2,482,833	\$ 2,247,554	\$ 2,350,526	\$ 2,494,509	\$ 2,601,570	\$ 3,308,157
ENDING ACCOUNTS RECEIVABLE/PAYABLE				\$ 171,110	\$ -	\$ -	\$ -	\$ -	\$ -	\$ -
REMAINING CONSTRUCTION CONTRACT				\$ (55,000)	\$ -	\$ -	\$ -	\$ -	\$ -	\$ -
RECOMMENDED REDUCTION					\$ -	\$ -	\$ -	\$ -	\$ -	\$ -
ENDING CASH BALANCE	\$ 2,987,712	\$ 3,156,294	\$ 2,500,667	\$ 2,361,588	\$ 2,482,833	\$ 2,247,554	\$ 2,350,526	\$ 2,494,509	\$ 2,601,570	\$ 3,308,157
RESTRICTED CASH BALANCE	\$ 1,625,760	\$ 1,586,641	\$ 1,583,880	\$ 1,552,854	\$ 1,564,902	\$ 1,589,538	\$ 1,535,567	\$ 1,598,013	\$ 1,632,591	\$ 1,645,306
UNRESTRICTED CASH BALANCE	\$ 1,361,952	\$ 1,569,653	\$ 916,787	\$ 808,734	\$ 917,931	\$ 658,015	\$ 814,959	\$ 896,496	\$ 968,979	\$ 1,662,851
UNRESTRICTED MONTHS ON HAND	8.29	9.56	5.52	4.56	5.11	3.46	4.28	4.44	4.80	7.76
RATE INCREASE NEEDED					0.00%	6.00%	0.00%	6.00%	0.00%	6.00%
DEBT ISSUE NEEDED					\$ -	\$ -	\$ -	\$ -	\$ -	\$ -
DEBT COVERAGE										
Operating revenues	\$ 2,051,313	\$ 2,055,876	\$ 2,128,425	\$ 2,200,459	\$ 2,224,435	\$ 2,354,800	\$ 2,357,021	\$ 2,495,025	\$ 2,497,344	\$ 2,644,605
Investment income	33,367	29,344	61,695	25,007	2,434	2,501	2,534	2,591	2,630	2,692
O & M expenses	(1,012,657)	(959,399)	(1,025,314)	(1,046,544)	(1,131,220)	(1,237,284)	(1,247,735)	(1,204,927)	(1,277,595)	(1,212,188)
Net defined earnings	\$ 1,072,023	\$ 1,125,821	\$ 1,164,806	\$ 1,178,922	\$ 1,095,649	\$ 1,120,017	\$ 1,111,820	\$ 1,292,689	\$ 1,222,379	\$ 1,435,109
Highest annual debt service Coverage factor	\$ 544,152 1.10	\$ 543,992 1.10	\$ 501,892 1.10	\$ 427,223 1.10	\$ 427,105 1.10	\$ 426,984 1.10	\$ 317,801 1.10	\$ 317,716 1.10	\$ 317,628 1.10	\$ 317,539 1.10
Minimum required earnings	\$ 598,567	\$ 598,391	\$ 552,081	\$ 469,945	\$ 469,816	\$ 469,682	\$ 349,581	\$ 349,488	\$ 349,391	\$ 349,293
ACTUAL DEBT COVERAGE	1.97	2.07	2.32	2.76	2.57	2.62	3.50	4.07	3.85	4.52

Stoughton Utilities – Program Summary

Capital Projects Program – 2022-2026

December 09, 2021

Division	2022	2023	2024	2025	2026	Grand Total
Electric Division	\$1,162,200.00	\$1,695,500.00	\$1,812,500.00	\$773,200.00	\$1,053,000.00	\$6,496,400.00
Water Division	\$491,000.00	\$453,800.00	\$456,700.00	\$457,700.00	\$487,000.00	\$2,346,200.00
Wastewater Division	\$713,000.00	\$410,600.00	\$380,850.00	\$749,100.00	\$668,300.00	\$2,921,850.00
Technical Operations Division	\$393,944.00	\$247,036.00	\$4,000.00	\$4,000.00	\$204,000.00	\$852,980.00
Annual Total:	\$2,760,144.00	\$2,806,936.00	\$2,654,050.00	\$1,984,000.00	\$2,412,300.00	\$12,617,430.00

Stoughton Utilities – Electric Division

Capital Projects Program – 2022-2026

Projects:	Funding:	2022	2023	2024	2025	2026	Total:
AMR/AMI Enhancements	Utility Reserve	\$60,000.00	\$40,000.00	\$40,000.00	\$40,000.00	\$40,000.00	\$220,000.00
Distribution Capacity/Reconstruction Projects	Utility Reserve	\$500,000.00	\$500,000.00	\$500,000.00	\$500,000.00	\$500,000.00	\$2,500,000.00
Distribution: Add west tie circuit (#9)	Utility Reserve	\$ -	\$630,000.00	\$ -	\$ -	\$ -	\$630,000.00
Distribution: New Feeder N1 to Loop North Business Park to N2 (#10)	Utility Reserve	\$ -	\$ -	\$435,000.00	\$ -	\$ -	\$435,000.00
Distribution: Rebuild CTH B: Williams to CTH N (#11)	Utility Reserve	\$ -	\$ -	\$268,000.00	\$ -	\$ -	\$268,000.00
Distribution: Rebuild CTH N: USH 51 to CTH B (#12)	Utility Reserve	\$ -	\$ -	\$330,000.00	\$ -	\$ -	\$330,000.00
Engineering: DOT Majors - 2025 - 5th to Chalet	Utility Reserve	\$15,000.00	\$ -	\$ -	\$ -	\$ -	\$15,000.00
Engineering: DOT Majors - 2026 - Van Buren to Roby	Utility Reserve	\$15,000.00	\$ -	\$ -	\$ -	\$ -	\$15,000.00
Engineering: DOT Majors - 2028/2029 - Van Buren to 5th	Utility Reserve	\$15,000.00	\$ -	\$ -	\$ -	\$ -	\$15,000.00
SCADA: Line Sensors	Utility Reserve	\$15,000.00	\$15,000.00	\$15,000.00	\$15,000.00	\$15,000.00	\$75,000.00
SCADA: Upgrades for Substation Projects	Utility Reserve	\$ -	\$25,000.00	\$25,000.00	\$28,000.00	\$29,000.00	\$107,000.00
Substations: East - SCADA Programming and Panel Updates (#4)	Utility Reserve	\$64,700.00	\$ -	\$ -	\$ -	\$ -	\$64,700.00
Substations: North - East Bay New Regulators (#5)	Utility Reserve	\$92,000.00	\$ -	\$ -	\$ -	\$ -	\$92,000.00
Transformers	Utility Reserve	\$145,500.00	\$160,500.00	\$169,500.00	\$175,200.00	\$189,000.00	\$839,700.00
Projects Section Total:		\$922,200.00	\$1,370,500.00	\$1,782,500.00	\$758,200.00	\$773,000.00	\$5,606,400.00
Vehicles:	Funding:	2022	2023	2024	2025	2026	Total:
Line Backyard Machine (Used)	Utility Reserve	\$80,000.00	\$ -	\$ -	\$ -	\$ -	\$80,000.00
Line Bucket 4x4 Light Duty Truck	Utility Reserve	\$160,000.00	\$ -	\$ -	\$ -	\$ -	\$160,000.00
Line Bucket Truck #12 (2011)	Utility Reserve	\$ -	\$ -	\$ -	\$ -	\$280,000.00	\$280,000.00
Line Bucket Truck #16 (2010)	Utility Reserve	\$ -	\$280,000.00	\$ -	\$ -	\$ -	\$280,000.00
Line Chipper (2007)	Utility Reserve	\$ -	\$45,000.00	\$ -	\$ -	\$ -	\$45,000.00
Line Wire Reel Trailers (2003)	Utility Reserve	\$ -	\$ -	\$30,000.00	\$ -	\$ -	\$30,000.00
Pole Trailer (1995)	Utility Reserve	\$ -	\$ -	\$ -	\$15,000.00	\$ -	\$15,000.00
Vehicles Section Total:		\$240,000.00	\$325,000.00	\$30,000.00	\$15,000.00	\$280,000.00	\$890,000.00
Grand Total:		\$1,162,200.00	\$1,695,500.00	\$1,812,500.00	\$773,200.00	\$1,053,000.00	\$6,496,400.00

December 09, 2021

Stoughton Utilities – Water Division*Capital Projects Program – 2022-2026*

Projects:	Funding:	2022	2023	2024	2025	2026	Total:
*2023-2026 Main Replacement & Engineering	Utility Reserve	\$ -	\$396,400.00	\$414,450.00	\$347,200.00	\$ -	\$1,158,050.00
*Water Valve Adjustments for Street Projects	Utility Reserve	\$21,000.00	\$25,400.00	\$15,250.00	\$ -	\$31,500.00	\$93,150.00
2022 Main abandon- Academy: East to E South	Utility Reserve	\$125,000.00	\$ -	\$ -	\$ -	\$ -	\$125,000.00
2022 Main abandon- Giles: N Lynn to Church St	Utility Reserve	\$20,000.00	\$ -	\$ -	\$ -	\$ -	\$20,000.00
2022 Main abandon- W South: S Van Buren to S Monroe	Utility Reserve	\$35,000.00	\$ -	\$ -	\$ -	\$ -	\$35,000.00
2025 Main replace- Hwy 51: 5th to Chalet (DOT)	Revenue Bonds	\$ -	\$ -	\$ -	\$35,000.00	\$ -	\$35,000.00
2026 Main replace- Hwy 51: Van Buren to Roby (DOT)	Revenue Bonds	\$ -	\$ -	\$ -	\$ -	\$361,000.00	\$361,000.00
Engineering: Current Year PFR and Project Planning (+1)	Utility Reserve	\$40,000.00	\$ -	\$ -	\$ -	\$ -	\$40,000.00
Engineering: DOT Majors - General	Utility Reserve	\$150,000.00	\$ -	\$ -	\$8,000.00	\$32,000.00	\$190,000.00
Meters - Large: Replacements	Revenue Bonds	\$25,000.00	\$ -	\$ -	\$ -	\$ -	\$25,000.00
Meters - Standard: New and Replacements	Revenue Bonds	\$75,000.00	\$27,000.00	\$27,000.00	\$27,500.00	\$27,500.00	\$184,000.00
SCADA: System Upgrades	Utility Reserve	\$ -	\$5,000.00	\$ -	\$ -	\$35,000.00	\$40,000.00
Projects Section Total:		\$491,000.00	\$453,800.00	\$456,700.00	\$417,700.00	\$487,000.00	\$2,306,200.00
Vehicles:	Funding:	2022	2023	2024	2025	2026	Total:
Water Service Truck # 3 (2015)	Utility Reserve	\$ -	\$ -	\$ -	\$40,000.00	\$ -	\$40,000.00
Vehicles Section Total:		\$ -	\$ -	\$ -	\$40,000.00	\$ -	\$40,000.00
Grand Total:		\$491,000.00	\$453,800.00	\$456,700.00	\$457,700.00	\$487,000.00	\$2,346,200.00

Stoughton Utilities – Wastewater Division

Capital Projects Program – 2022-2026

Projects:	Funding:	2022	2023	2024	2025	2026	Total:
*2023-2026 Main Replacement & Engineering	Utility Reserve	\$ -	\$26,100.00	\$ -	\$ -	\$ -	\$26,100.00
2022 Academy: East to E South	Utility Reserve	\$460,000.00	\$ -	\$ -	\$ -	\$ -	\$460,000.00
2025 Hwy 51: 5th to Chalet (DOT)	Utility Reserve	\$ -	\$ -	\$ -	\$320,000.00	\$ -	\$320,000.00
2026 Hwy 51: Van Buren to Roby (DOT)	Utility Reserve	\$ -	\$ -	\$ -	\$ -	\$396,000.00	\$396,000.00
Engineering: Current Year PFR and Project Planning (+1)	Utility Reserve	\$40,000.00	\$120,600.00	\$112,300.00	\$205,100.00	\$87,800.00	\$565,800.00
Engineering: DOT Majors - General	Utility Reserve	\$140,000.00	\$ -	\$ -	\$27,000.00	\$32,000.00	\$199,000.00
Lift station: Eighth (1954)	Utility Reserve	\$ -	\$ -	\$175,000.00	\$ -	\$ -	\$175,000.00
Lift station: Stone Crest (2002)	Utility Reserve	\$ -	\$ -	\$ -	\$40,000.00	\$ -	\$40,000.00
Lift station: Vennevoll - Portable Generator (1980)	Utility Reserve	\$15,000.00	\$ -	\$ -	\$ -	\$ -	\$15,000.00
MMSD Full Scale Adaptive Management	Utility Reserve	\$2,000.00	\$2,000.00	\$2,000.00	\$2,000.00	\$2,000.00	\$10,000.00
Permit Reissuance	Utility Reserve	\$5,000.00	\$ -	\$ -	\$ -	\$ -	\$5,000.00
Plant: Asphalt - Pulverize and pave parking lot	Utility Reserve	\$ -	\$40,000.00	\$ -	\$50,000.00	\$ -	\$90,000.00
Sanitary Sewer Rehab: Adjsut manholes for street projects	Utility Reserve	\$ -	\$21,900.00	\$31,550.00	\$ -	\$20,500.00	\$73,950.00
Sanitary Sewer Rehab: Main lining	Utility Reserve	\$ -	\$100,000.00	\$ -	\$ -	\$ -	\$100,000.00
Sanitary Sewer Rehab: Replace manholes and mains	Utility Reserve	\$ -	\$60,000.00	\$60,000.00	\$60,000.00	\$60,000.00	\$240,000.00
SCADA: System Upgrades	Utility Reserve	\$ -	\$5,000.00	\$ -	\$ -	\$70,000.00	\$75,000.00
Televising Equipment and Software	Utility Reserve	\$51,000.00	\$ -	\$ -	\$ -	\$ -	\$51,000.00
Projects Section Total:		\$713,000.00	\$375,600.00	\$380,850.00	\$704,100.00	\$668,300.00	\$2,841,850.00
Vehicles:	Funding:	2022	2023	2024	2025	2026	Total:
Mobile High Capacity Bypass Pump and Piping	Utility Reserve	\$ -	\$35,000.00	\$ -	\$ -	\$ -	\$35,000.00
Wastewater Service Truck #9 (2012)	Utility Reserve	\$ -	\$ -	\$ -	\$45,000.00	\$ -	\$45,000.00
Vehicles Section Total:		\$ -	\$35,000.00	\$ -	\$45,000.00	\$ -	\$80,000.00
Grand Total:		\$713,000.00	\$410,600.00	\$380,850.00	\$749,100.00	\$668,300.00	\$2,921,850.00

Stoughton Utilities – Technical Operations Division

Capital Projects Program – 2022-2026

Projects:	Funding:	2022	2023	2024	2025	2026	Total:
Admin Building: Remodel	Utility Reserve	\$75,000.00	\$ -	\$ -	\$ -	\$ -	\$75,000.00
Admin Building: Roof (1996, 97, 99)	Utility Reserve	\$ -	\$ -	\$ -	\$ -	\$200,000.00	\$200,000.00
Outage Management System	Utility Reserve	\$200,000.00	\$200,000.00	\$ -	\$ -	\$ -	\$400,000.00
Physical Security: Gate Access - Admin Office	Utility Reserve	\$20,000.00	\$ -	\$ -	\$ -	\$ -	\$20,000.00
Physical Security: Gate Access - WWTP	Utility Reserve	\$20,000.00	\$ -	\$ -	\$ -	\$ -	\$20,000.00
Physical Security: Video - EL Substations	Utility Reserve	\$38,944.00	\$ -	\$ -	\$ -	\$ -	\$38,944.00
Physical Security: Video - WT Towers	Utility Reserve	\$ -	\$7,736.00	\$ -	\$ -	\$ -	\$7,736.00
Physical Security: Video - WT Wells	Utility Reserve	\$ -	\$25,548.00	\$ -	\$ -	\$ -	\$25,548.00
Physical Security: Video - WWTP	Utility Reserve	\$ -	\$9,752.00	\$ -	\$ -	\$ -	\$9,752.00
Position Analysis: Recruitment/Succession/Reorg	Utility Reserve	\$40,000.00	\$4,000.00	\$4,000.00	\$4,000.00	\$4,000.00	\$56,000.00
Projects Section Total:		\$393,944.00	\$247,036.00	\$4,000.00	\$4,000.00	\$204,000.00	\$852,980.00

Grand Total:		\$393,944.00	\$247,036.00	\$4,000.00	\$4,000.00	\$204,000.00	\$852,980.00
---------------------	--	---------------------	---------------------	-------------------	-------------------	---------------------	---------------------

**RESOLUTION FROM THE UTILITIES COMMITTEE TO THE
STOUGHTON COMMON COUNCIL**

Authorizing and directing the proper City official(s) to approve the Stoughton Utilities 2022 budget and five-year (2022-2026) Capital Improvement Plan (CIP).

Committee Action: Utilities Committee to meet on December 13, 2021 to consider approval and recommendation of Common Council approval

Fiscal Impact: Revenue Neutral

File Number: R-xxx-2021

Date Introduced: November 14, 2021

WHEREAS, in 2021, City of Stoughton and Stoughton Utilities staff, along with their engineering and financial consultants, initiated the development of the proposed 2022 Stoughton Utilities Budget and five-year (2022-2026) Capital Improvement Program, and

WHEREAS, on December 13, 2021, the Stoughton Utilities Committee will meet to consider a recommendation to the Stoughton Common Council to approve the proposed 2022 Stoughton Utilities Budget and five-year (2022-2026) Capital Improvement Plan on November 14, 2021, now therefore

BE IT RESOLVED by the Common Council of the City of Stoughton that the proper city official(s) approve and adopt the 2022 Stoughton Utilities Budget and five-year (2022-2026) Capital Improvement Plan.

Council Action: **Adopted** **Failed** **Vote:** _____

Mayoral Action: **Accept** **Veto**

Mayor Timothy Swadley

Date

Council Action: _____ **Override** **Vote:** _____



600 South Fourth Street P.O. Box 383
Stoughton, WI 53589-0383

Serving Electric, Water & Wastewater Since 1886

Date: December 9, 2021

To: Stoughton Utilities Committee

From: Jill M. Weiss, P.E.
Stoughton Utilities Director

Subject: Authorizing the Partial Release (From 12' to 10') of a Platted Public Utility Easement on Lot 157 of Nordic Ridge Plat, recorded as Document No. 4613105, Dane County Registry

Stoughton Utilities has received a request from the developer of Lot 157 of Nordic Ridge (1408 Nordland Drive) to partially release a platted public utility easement. This partial release will consist of decreasing the existing recorded easement along the south property boundary by two feet, from a 12-foot width to a 10-foot width.

Stoughton Utilities has no existing utility infrastructure located within the platted easement. The proposed partial release of the public utility easement has been reviewed by Stoughton Utilities staff and has been determined to be acceptable to the utility. It has also been reviewed by the Stoughton City Attorney and determined to be correct in form.

We are requesting that the Stoughton Utilities Committee review and authorize the partial release (from 12' to 10') of a platted public utility easement on Lot 157 of Nordic Ridge Plat, recorded as Document No. 4613105, Dane County Registry, and recommend approval of the partial release of the easement to the Stoughton Common Council at their December 14, 2021 meeting.

PARTIAL RELEASE OF PLATTED
PUBLIC UTILITY EASEMENT

The undersigned, City of Stoughton, has an interest in the real estate legally described as Lot 157, Nordic Ridge Plat, recorded in Volume 59-074B of plats on sheets 340-342 as Document No. 4613105, Dane County Registry, in the City of Stoughton, Dane County, Wisconsin (hereinafter referred to as Lot 157) by virtue of a platted public utility easement in its favor over the subject real estate.

Pursuant to Wis. Stat. § 236.293, the City of Stoughton hereby releases all rights, title, and interest which it may have in the North two (2) feet of the South twelve (12) feet of Lot 157, as particularly described and depicted on Exhibit A, attached hereto and incorporated herein.

Return To: D'Onofrio, Kottke and Associates
7530 Westward Way
Madison, WI 53717

Parcel Identification Number(s)
051107341572

Authorized by Resolution Number _____, adopted by the City of Stoughton Common Council on _____, 2021.

Dated this _____ day of _____, 2021.

City of Stoughton, Wisconsin, acting through Stoughton Utilities

By: _____
Name: Jill Weiss, Utilities Director

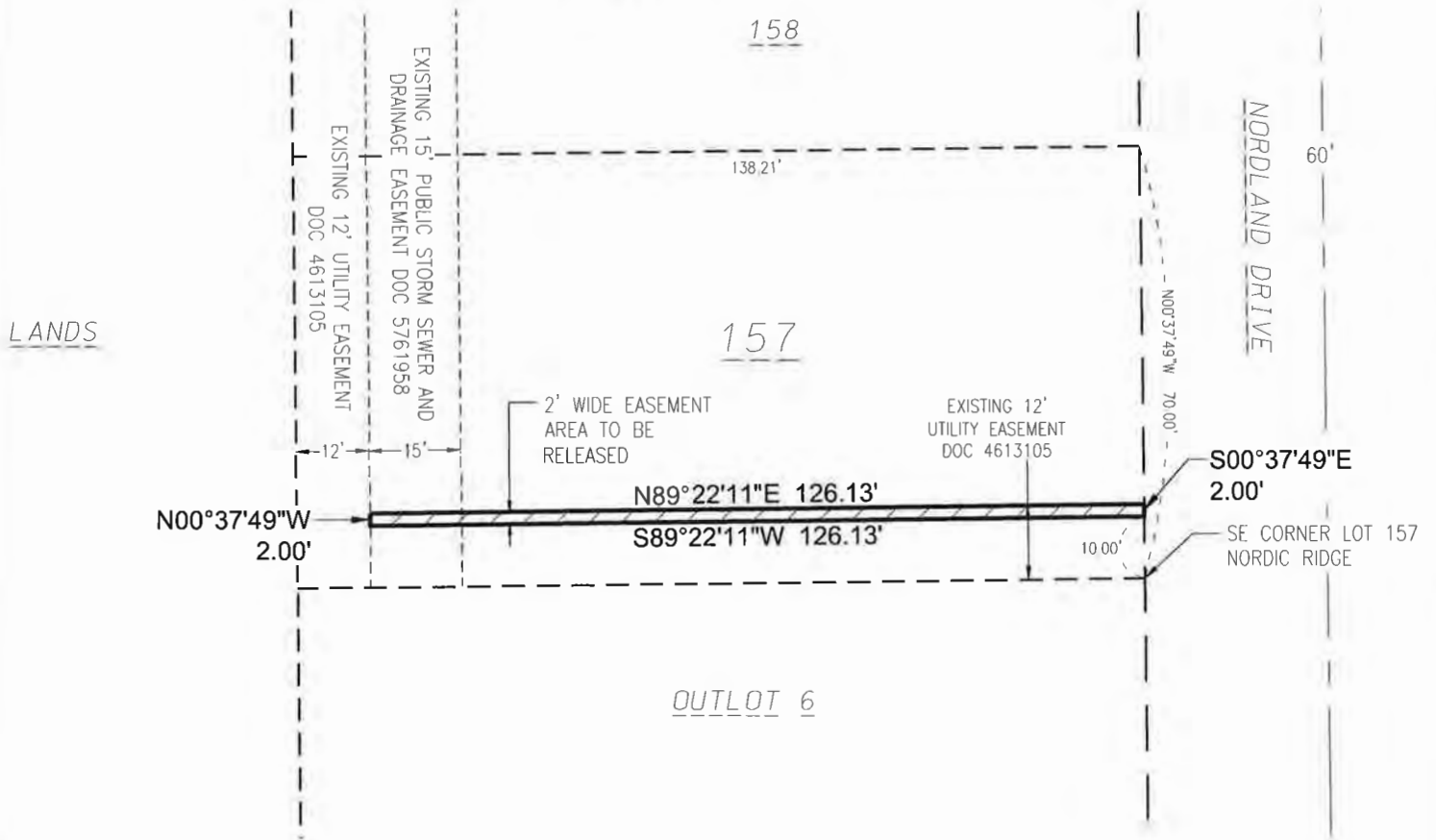
I, _____, a Notary Public in and for said County in the state aforesaid, DO HEREBY CERTIFY THAT _____ acting as an authorized agent for Stoughton Utilities, has signed and delivered the said instrument as the free and voluntary act of said Company, under the authority of general administrative practices approved by the Company.

Given under my hand and notarial seal this, _____ day of _____, 2021.

My Commission _____

Notary Public, Dane County, Wisconsin.

EXHIBIT A



LEGAL DESCRIPTIONS

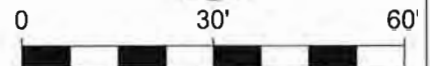
EASEMENT TO BE RELEASED

PART OF LOT 157 NORDIC RIDGE RECORDED IN VOLUME 59-074B OF PLATS PAGES 340-342, AS DOCUMENT NO. 4613105, BEING PART OF THE SW1/4 OF THE SW1/4 OF SECTION 07, TOWNSHIP 5 NORTH, RANGE 11 EAST, CITY OF STOUGHTON, DANE COUNTY, WISCONSIN, CONTAINING 252 SQUARE FEET (0.0058 ACRES) DESCRIBED AS FOLLOWS:

COMMENCING AT THE SOUTHEAST CORNER OF SAID LOT 157 OF NORDIC RIDGE; THENCE ALONG THE EAST LINE OF SAID LOT 157, N00°37'49"W, 10.00 FEET TO THE POINT OF BEGINNING; THENCE S89°22'11"W, 126.13 FEET; THENCE N00°37'49"W, 2.00 FEET; THENCE N89°22'11"E, 126.13 FEET; THENCE S00°37'49"E, 2.00 FEET TO THE POINT OF BEGINNING.

D'ONOFRIO KOTTKE AND ASSOCIATES, INC.

7530 Westward Way, Madison, WI 53717
Phone: 608.833.7530 • Fax: 608.833.1089
YOUR NATURAL RESOURCE FOR LAND DEVELOPMENT



SHEET: 1 OF 1

**RESOLUTION FROM THE UTILITIES COMMITTEE TO THE
STOUGHTON COMMON COUNCIL**

Authorizing the Partial Release (From 12' to 10') of a Platted Public Utility Easement on Lot 157 of Nordic Ridge Plat, recorded as Document No. 4613105, Dane County Registry.

Committee Action: Utilities Committee to meet on December 13, 2021 to consider approval and recommendation of Common Council approval

Fiscal Impact: None

File Number: R-xxx-2021

Date Introduced: December 14, 2021

The City of Stoughton, Wisconsin, Common Council does proclaim as follows:

WHEREAS, Stoughton Utilities and the City of Stoughton has received a request from the owner of Lot 157 of Nordic Ridge Plat, recorded as Document No. 4613105, Dane County Registry, to reduce the size of the existing platted public utility easement from 12' to 10'; and

WHEREAS, the proposed partial release of 2' of the public utility easement has been reviewed by Stoughton Utilities staff and has been determined to be acceptable to the utility; and

WHEREAS, on December 13, 2021, the Stoughton Utilities Committee will meet to consider a recommendation to the Stoughton Common Council to approve the partial release (from 12' to 10') of the platted utility easement on Lot 157 of Nordic Ridge Plat, recorded as Document No. 4613105, Dane County Registry; now therefore

BE IT RESOLVED by the City of Stoughton Common Council that that the Stoughton Utilities Director be hereby directed to agree to the recording of a Partial Release (From 12' to 10') of a Platted Utility Easement on Lot 157 of Nordic Ridge Plat, recorded as Document No. 4613105, Dane County Registry.

Council Action: **Adopted** **Failed** **Vote:** _____

Mayoral Action: **Accept** **Veto**

Mayor Tim Swadley

Date

Council Action: _____ **Override** **Vote:** _____



600 South Fourth Street P.O. Box 383
Stoughton, WI 53589-0383

Serving Electric, Water & Wastewater Since 1886

Date: December 9, 2021

To: Stoughton Utilities Committee

From: Brian R. Hoops
Stoughton Utilities Assistant Director

Jill M. Weiss, P.E.
Stoughton Utilities Director

Subject: 2021 Public Power Week Community Outreach Event Summary

Each year during the first full week of October, Stoughton Utilities holds a Public Power Week event that highlights the benefits that public power brings to our customers, and to thank them for supporting their locally owned utility. This year, Public Power Week was celebrated October 4 through October 8.

Following the success of our family-friendly scavenger hunts that were held the past two years, SU held a similar event this year. The response from customers over the past years has been very favorable, and the format also provided an excellent way to hold an event that was safe and socially distanced during the ongoing COVID pandemic. The event also creates an educational aspect of researching Stoughton's history and general information about the community.

On Monday, Wednesday, and Friday during the week, SU published clues directing participants to various Stoughton location where customers could photograph themselves and submit the photos to SU. This year, all daily locations were community parks. On Tuesday and Thursday, we offered a trivia question where customers can call or email with the correct answer. All participants that got the information correct were entered in daily grand prize drawings.


Customer Service Technician Brandi Yungen lead this effort, including painting the face cutout board that was placed at the trivia locations, and the design of promotional materials included as billing statement inserts, newspaper advertisements, and social media posts. Daily clues and the previous day's answers were distributed daily on social media, our website, and sent to an email mailing list.

A total of 70 customers participated on one or more days, and 227 total entries were received throughout the week. Customer participation was a bit lower than in 2020, but still higher than in 2019. During and after the event, we received a lot of positive feedback on social media, as well as in the email submissions.

The daily clues, answers to the locations and trivia, and a sample of participant photos and participant feedback is attached.

Public Power Week Scavenger Hunt and Trivia Contest - 2021

CELEBRATE PUBLIC POWER WEEK WITH A SCAVENGER HUNT & TRIVIA CONTEST!



Stoughton Utilities will be celebrating Public Power Week with a family-friendly scavenger hunt and trivia contest! Each day October 4-8, we will provide a clue for a secret Stoughton trivia question. Send us a picture from the secret location or answer the trivia question to enter to win a new grand prize every day! Grand prizes will include bill credits, an Ecobee Smart Thermostat, and more! Additional prizes will also be randomly awarded throughout the week to

Visit stoughtonutilities.com to sign up for email updates and have the clues sent directly to you!

How it Works:

- Clues, trivia questions, and daily prizes will be posted each morning October 4-8 by 9am at stoughtonutilities.com, shared on our Facebook and Instagram pages, and sent to the email list.
- Send a photo of yourself at the secret location or submit the correct trivia answer, along with your utility account number, to scavengerhunt@stoughtonutilities.com by 9pm to be entered in the prize drawing.
- Winners will be notified the following day.

Must be a Stoughton Utilities customer to win. Limit one grand prize per utility account. For more information visit stoughtonutilities.com. Contact our office to find out how you can participate without internet access!

**PUBLIC POWER WEEK IS OCT. 4-8
CHANCES TO WIN PRIZES ALL WEEK!**



At Stoughton Utilities, we join forces with other local not-for-profit utilities through WPPI Energy to share resources and lower costs.

stoughtonutilities.com (608) 873-3379

Shared strength through WPPI Energy



Stoughton Utilities

September 24 at 2:54 PM · 🌐

Celebrate Public Power Week with us October 4-8, with a family-friendly scavenger hunt and trivia contest! Show off your Stoughton knowledge to be entered to win one of TWO grand prizes every day.

This year's grand prizes include utility bill credits, an Ecobee smart thermostat bundle, and more! Visit our website for full details and sign up to have clues sent directly to you <http://ow.ly/kxm850G79Ed>

Public Power puts the people of Stoughton first, and Public Power Week gives us the chance to celebrate the advantages of locally owned power with our citizens. Public Power Week is observed annually during the first full week of October, and celebrates the reliable, affordable electricity that publicly owned utilities provide to their communities.



**PUBLIC POWER WEEK
WE'RE HONORED TO BE
YOUR LOCAL UTILITY.**

Stoughton Utilities
Public Utility Company

Learn More

👍❤️ 42

4 Shares

Day #1

Public Power Week Scavenger Hunt & Trivia Contest




Day #1 (Scavenger Hunt): Find the linemen! Do you know where this picture was taken? Located in the middle of Stoughton under tall oak trees along the train tracks, this park features open space and a picnic area, basketball and tennis courts, access to the Yahara River Trail, and a playground! Visit the place shown in today's clue and send us a picture to be entered to win!

Public Power Week Scavenger Hunt & Trivia Contest



Day #1 Answer: Today's secret location was Bjoin Park, located on East Wilson Street! Check back tomorrow for the next clue!

Day #1



Day #2

Public Power Week Scavenger Hunt & Trivia Contest



Day #2 (Trivia): This folk art originated in Norway in the early 1700's and is characterized by its stylized flower ornamentation, scrollwork, and geometric elements in flowing patterns. What is the name of this traditional Norwegian painting style that can be found throughout Stoughton? Email us the correct answer to be entered to win!

Public Power Week Scavenger Hunt & Trivia Contest



Day #2 Answer: Today's trivia answer is Rosemaling! Check back tomorrow for the next clue!

Day #3

Public Power Week Scavenger Hunt & Trivia Contest



Day #3 (Scavenger Hunt): Find the linemen! Do you know where this picture was taken? Located between Furseth Road and Sundt Lane, this park features open spaces, a pedestrian trail with entrances on both roads, and a playground! Visit the place shown in today's clue and send us a picture to be entered to win!

Public Power Week Scavenger Hunt & Trivia Contest



Day #3 Answer: Today's secret location is Schefelker Park! Check back tomorrow for the next clue!

Day #3



Day #4

Public Power Week Scavenger Hunt & Trivia Contest



Day #4 (Trivia): Stoughton has two water towers used to provide water pressure throughout the water distribution system and provide water storage for fire protection. How many combined gallons of water can the two water towers hold? Email us the correct answer to be entered to win! (Hint: the answer can be found in our annual Drinking Water Quality Report!)

Public Power Week Scavenger Hunt & Trivia Contest



Day #4 Answer: Stoughton's two water towers can hold a combined 900,000 gallons of water! Check back tomorrow for the next clue!

Day #5

Public Power Week Scavenger Hunt & Trivia Contest



Day #5 (Scavenger Hunt): Find the linemen! Do you know where this picture was taken? Located on the north side of Stoughton, this park features ice skating in the winter, and is home to the Stoughton Merchants baseball team. There's also a playground, basketball and tennis courts, and a covered park shelter. Visit the place shown in today's clue and send us a picture to be entered to win!

Public Power Week Scavenger Hunt & Trivia Contest



Day #5 Answer: Today's secret location is Norse Park! Thank you to everyone who helped us celebrate Public Power Week this year!

Day #5



Feedback

██████████ The things you learn in power week! 😊

[Like](#) · [Reply](#) · [Message](#) · 4d



Good afternoon

I look forward to your scavenger hunts, thank you for the entertainment

I'm thinking today's answer is Bjoin Park. I was by myself and couldn't manage to get the picture of me in there, lol. But I did attach a picture. I think I would have been in the bucket.

Have a great night, thank you for the fun

Thanks for the \$10 Bill Credit. I am enjoying the contest very much.

We love the scavenger hunt and will continue to play for fun.

Hi, our account number is ██████████ The answer to today's clue is Norse Park. I've attached a picture of me at the linemen sign. We've had a lot of fun figuring out the clues. We won on the 3rd day, so I don't know if we still qualify to enter but thought we'd send this along with our thanks for the fun.

Thank you so much for setting this up!

Thanks for the great contest!

I really enjoyed the hunt and Suka (family member/aka dog in photos on Mon, Wed & Fri) loved it as she got to go for walks around the parks!

Hello my dog is more photogenic than I am and my children wouldn't come along so here is my dog finding your secret location!

Thank you so much for offering this!

Thank you for doing the Scavenger Hunt again this year. It was something fun to look forward to each day.

Thank you and I am sorry I missed out on the hunt Monday through Wednesday. Will you have the hunt again in Oct of 22?

Stay safe! Again thank you as every little bit helps.



600 South Fourth Street P.O. Box 383
Stoughton, WI 53589-0383

Serving Electric, Water & Wastewater Since 1886

Date: December 9, 2021

To: Stoughton Utilities Committee

From: Jill M. Weiss, P.E.
Stoughton Utilities Director

Subject: Utilities Committee Future Agenda Item(s)

This item appears on all agendas of Committees of the City of Stoughton.